

# SCORE Liberia 2018

## Key Findings and Highlights

1. Introduction to SCORE
2. SCORE Liberia methodology
3. Violence and Gender Sensitive Indicators



Peacebuilding  
Sustaining Peace

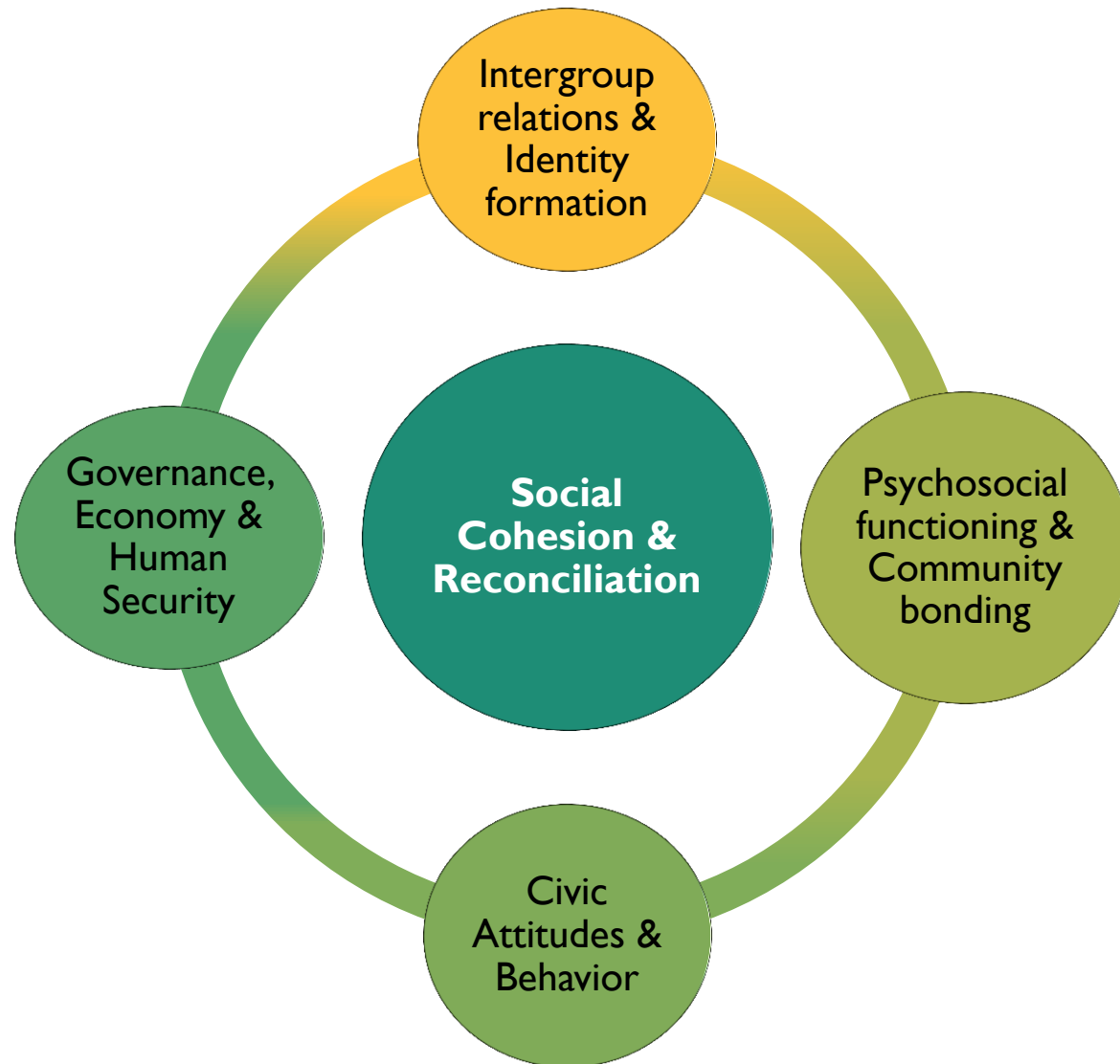


Empowered lives.  
Resilient nations.

# **I. Introduction to SCORE**

# What is SCORE?

- A versatile research instrument for the assessment of social cohesion and reconciliation through **multi-agency and multi-stakeholder collaboration**.
- Draws inspiration from **multiple scientific disciplines** while being **flexible** enough to incorporate **new research findings, global policy guidelines** and the **realities of each local and regional context**.
- Utilizes **advanced analytics** and **participatory processes** to guide evidence-based policy and programme design.
- Findings can be used to **optimize resource allocation**, by designing and deploying well-targeted interventions that **hold the greatest potential for violence prevention and conflict transformation**.



# SCORE Cases

## Already implemented/under implementation

- Cyprus (2013 – ongoing)
- Bosnia-Herzegovina (2014)
- Nepal (2015)
- Ukraine (2015 – ongoing)
- Liberia (2016 – ongoing)
- Moldova (2017 – ongoing)
- Iraq (2017)

## Additionally, interest has been expressed to implement in

- 5 ECOWAS countries (*Guinea Conakry, Guinea Bissau, Niger, Sierra Leone & Côte d'Ivoire*)
- South Sudan
- Zimbabwe
- Mali
- And other conflict-affected countries and regions

# SCORE Process Cycle



## **2. SCORE Liberia Methodology**

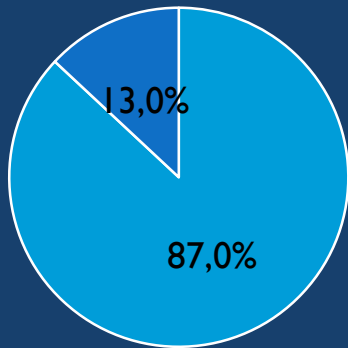
# SCORE Liberia Year 2

## General population household survey methodology

**Sampling:** Stratified random sampling in 15 counties

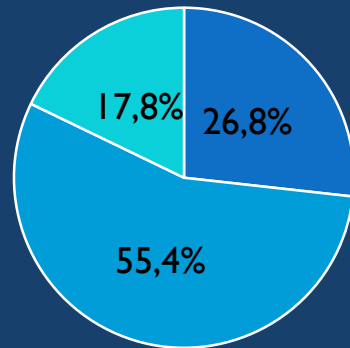
**Sample size:** 6210

Religious distribution



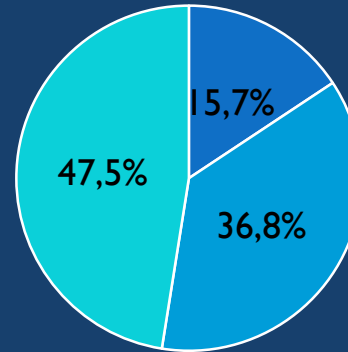
□ Christian □ Muslim

Age distribution



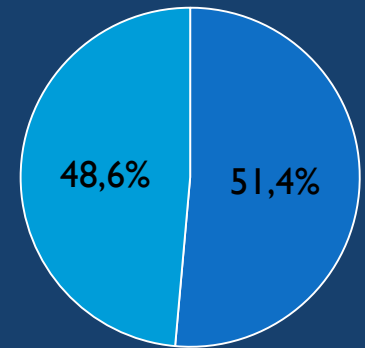
□ 18-29 □ 30-49 □ 50+

Urbanity distribution



□ Rural □ Semi-rural □ Urban

Gender distribution

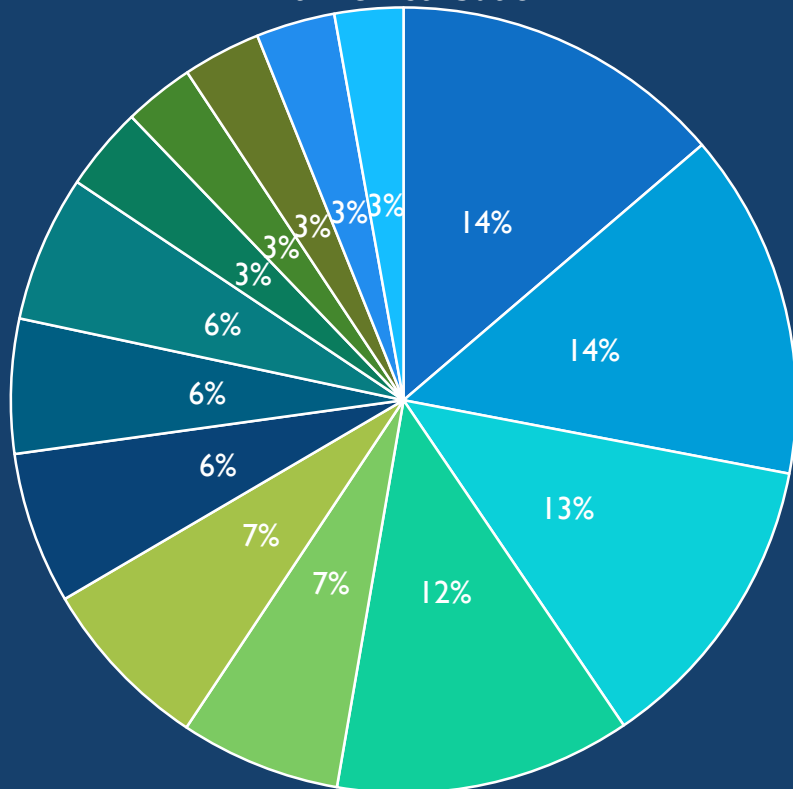


□ Male □ Female

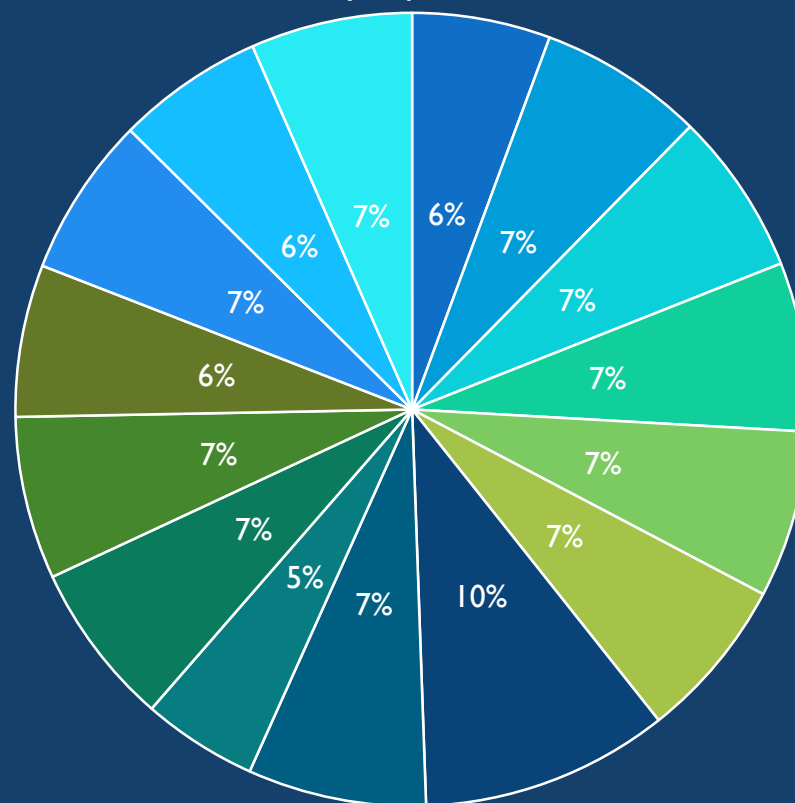
# SCORE Liberia Year 2

## General population household survey methodology

Ethnic distribution



County representation



- |                                   |  |                                      |   |                                      |
|-----------------------------------|--|--------------------------------------|---|--------------------------------------|
| <input type="checkbox"/> Bassa    | <input type="checkbox"/> Grebo                                 | <input type="checkbox"/> Bomi        | <input type="checkbox"/> Bong             | <input type="checkbox"/> Gbarpolu    |
| <input type="checkbox"/> Kpelle   | <input type="checkbox"/> Kru                                   | <input type="checkbox"/> Grand Bassa | <input type="checkbox"/> Grand Cape Mount | <input type="checkbox"/> Grand Gedeh |
| <input type="checkbox"/> Vai      | <input type="checkbox"/> Gola                                  | <input type="checkbox"/> Grand Kru   | <input type="checkbox"/> Lofa             | <input type="checkbox"/> Margibi     |
| <input type="checkbox"/> Krahn    | <input type="checkbox"/> Mano                                  | <input type="checkbox"/> Maryland    | <input type="checkbox"/> Motserrado       | <input type="checkbox"/> Nimba       |
| <input type="checkbox"/> Lorma    | <input type="checkbox"/> Kissi                                 | <input type="checkbox"/> River Cess  | <input type="checkbox"/> River Gee        | <input type="checkbox"/> Sinoe       |
| <input type="checkbox"/> Gbandi   | <input type="checkbox"/> Gio                                   |                                      |   |                                      |
| <input type="checkbox"/> Mandingo | <input type="checkbox"/> Other (Mende, Belle, Dei, Congo, A-L) |                                      |   |                                      |



# SCORE Liberia Year 2

## Governance survey expert panels methodology

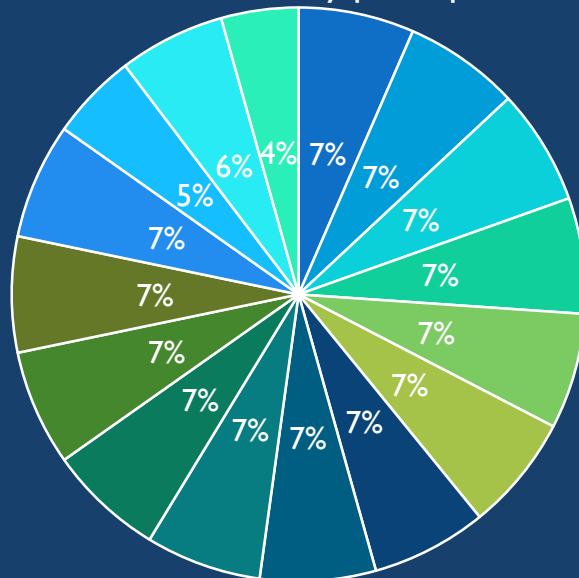
**Method:** Qualitative narrative recording and quantitative rubric scoring via very informed expert panels

**Total sample size:** 184

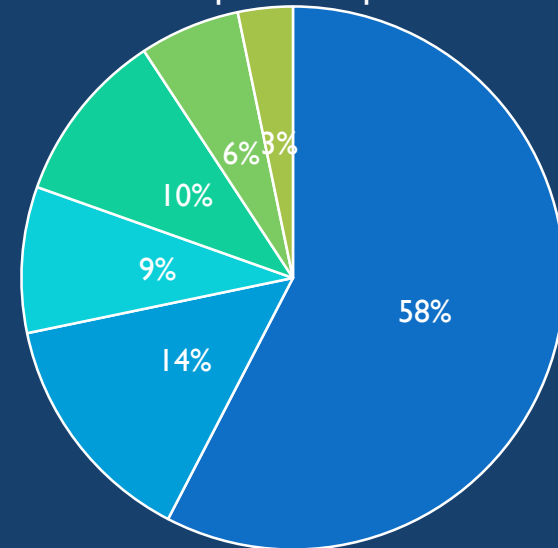
**County expert panel size:** 8 – 12 governance experts and civil servants per county

**Number of panels:** 15 counties + Monrovia

Governance survey participants



Participant occupations

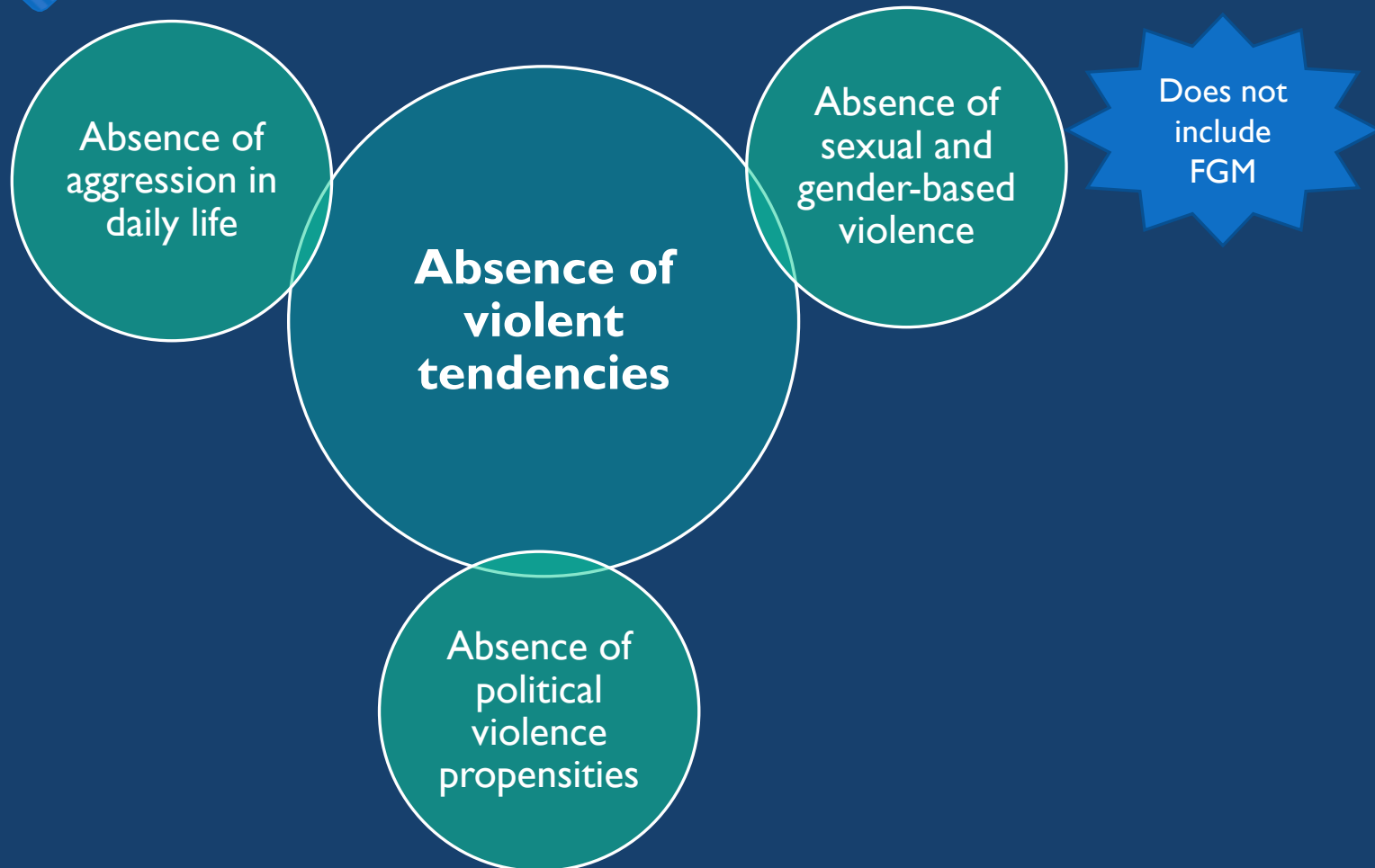


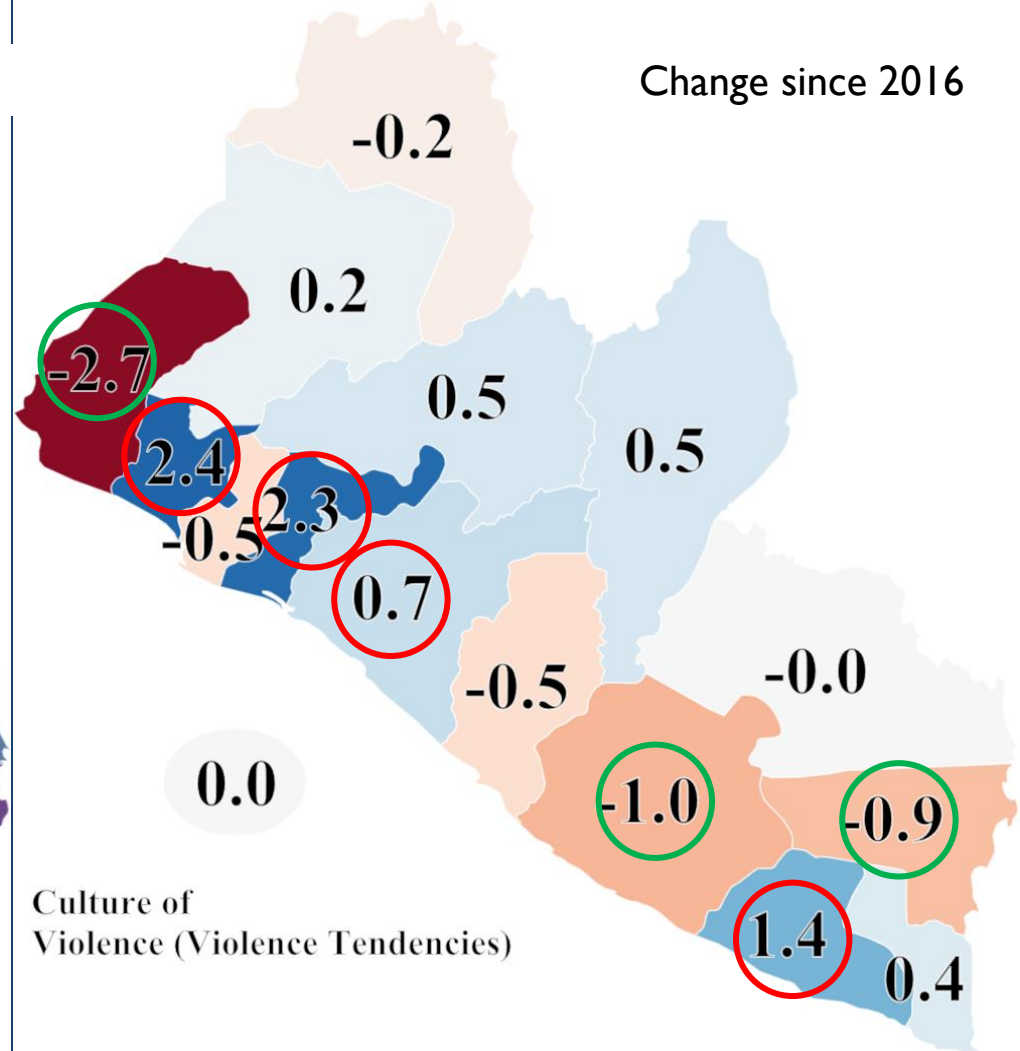

- Bomi
- Bong
- Gbarpolu
- Grand Bassa
- Grand Cape Mount
- Grand Gedeh
- Grand Kru
- Lofa
- Margibi
- Maryland
- Motserrado
- Nimba
- River Cess
- River Gee
- Sinoe
- Monrovia

- Government (MIA, MoH, MoE, MoJ)
- Private sector / Business person
- Religious leader
- CSO representative
- Education sector / teacher
- NR

# **3. Violence and Gender Sensitive Indicators**

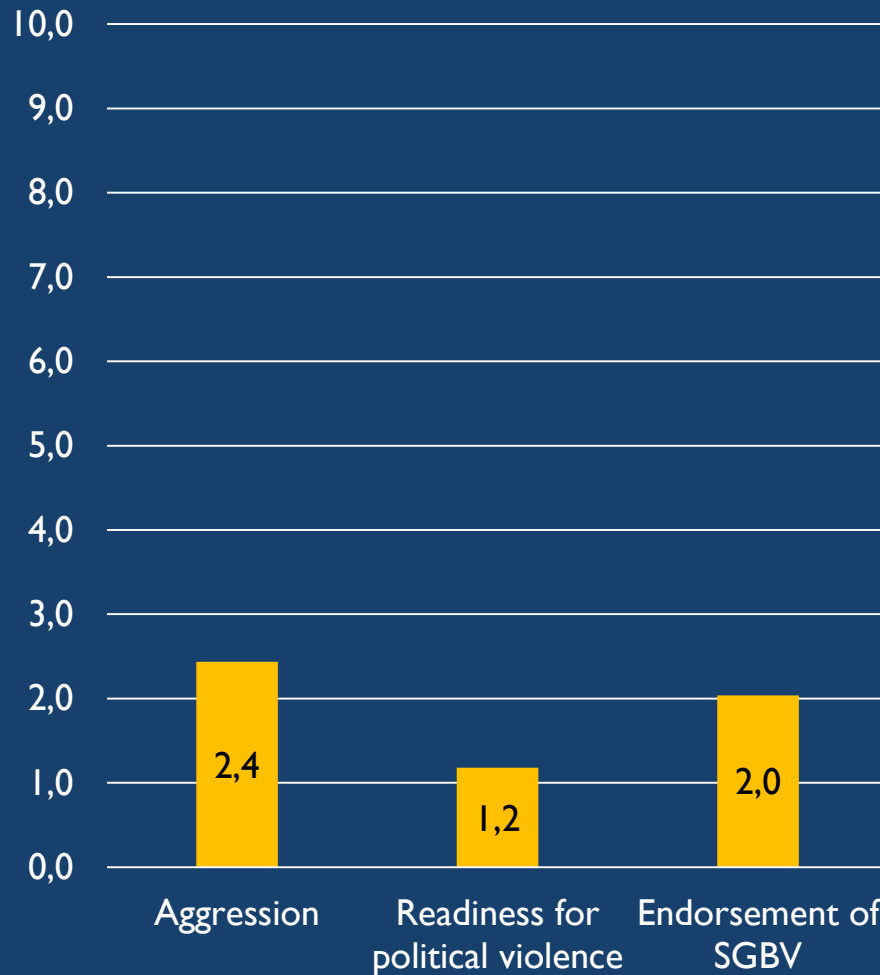
# Social Cohesion & Reconciliation Index Liberia 2018





Violence tendencies have remained the same on the country level, but significant changes are observed on the county level. The biggest improvement is observed in Grand Cape Mount, where aggression levels were high in 2016, but also in Sinoe and River Gee. However, violence tendencies increased significantly in Bomi, Margibi and Grand Kru. When we breakdown violence tendencies in its three components, namely, Aggression (2.4); Political Violence (1.2); SGBV (2.0), we observe that country averages on the component level have not changed either. Although criminality is linked to aggression and SGBV, it is important to note that violence tendencies do NOT measure criminality or the prevalence of criminal incidents. 0 means that no one expresses violent tendencies (heaven), 10 means that everyone is a POTENTIAL perpetrator (apocalypse). It is accepted that achieving a score of 0 and eradicating violence completely is impossible, thus scores under 1 can be considered 'normal', and scores above 1 can be considered as concerning.

# Violence Tendencies

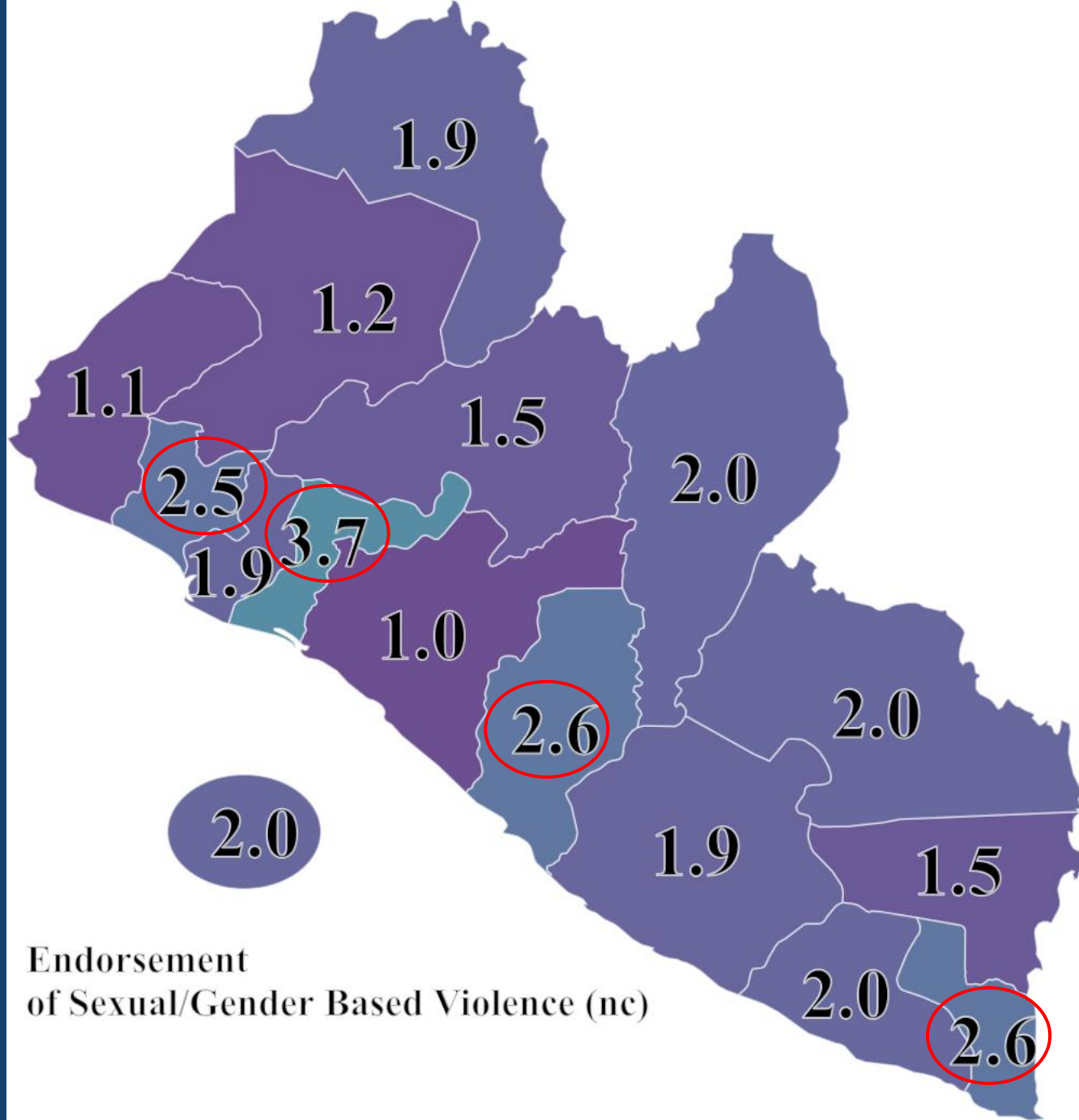


Violence tendencies stayed the same compared to 2016 (1.9).

Violence tendencies is a meta scale made up of three indicators. Although criminality is linked to aggression and SGBV, it is important to note that violence tendencies do NOT measure criminality or the prevalence of criminal incidents. 0 means that no one expresses violent tendencies (heaven), 10 means that everyone is a POTENTIAL perpetrator (apocalypse). It is accepted that achieving a score of 0 and eradicating violence completely is impossible, thus scores under 1 can be considered 'normal', and scores above 1 can be considered as concerning.

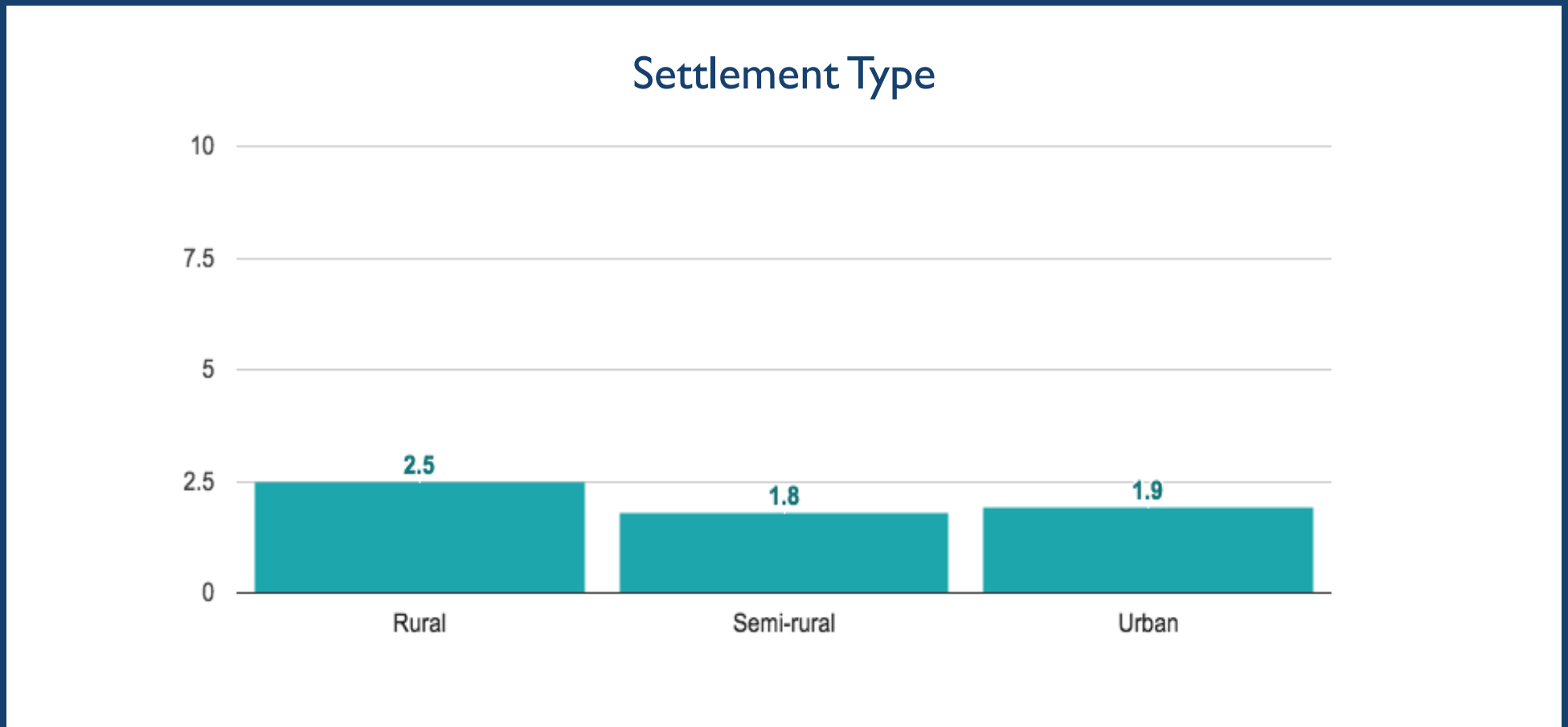
# Components of Violence Tendencies

Region	Aggression	Endorsement of SGBV	Readiness for Political Violence
Country average 2018	2.4	2.0	1.2
Country average 2016	2.7	1.8	1.3
Margibi	5.6	3.7	2.9
Grand Gedeh	4.7	2.0	2.0
River Cess	3.3	2.6	2.2
Bomi	4.1	2.5	0.9
Bong	4.7	1.5	1.8
Grand Kru	3.4	2.0	1.5
Lofa	3.5	1.9	1.5
Maryland	1.9	2.6	2.0
Grand Bassa	3.6	1.0	0.9
Sinoe	0.2	1.9	0.2
Nimba	1.2	2.0	0.2
Montserrado	1.2	1.9	1.0
River Gee	0.4	1.5	0.2
Gbarpolu	1.2	1.2	1.4
Grand Cape Mount	2.5	1.1	0.6



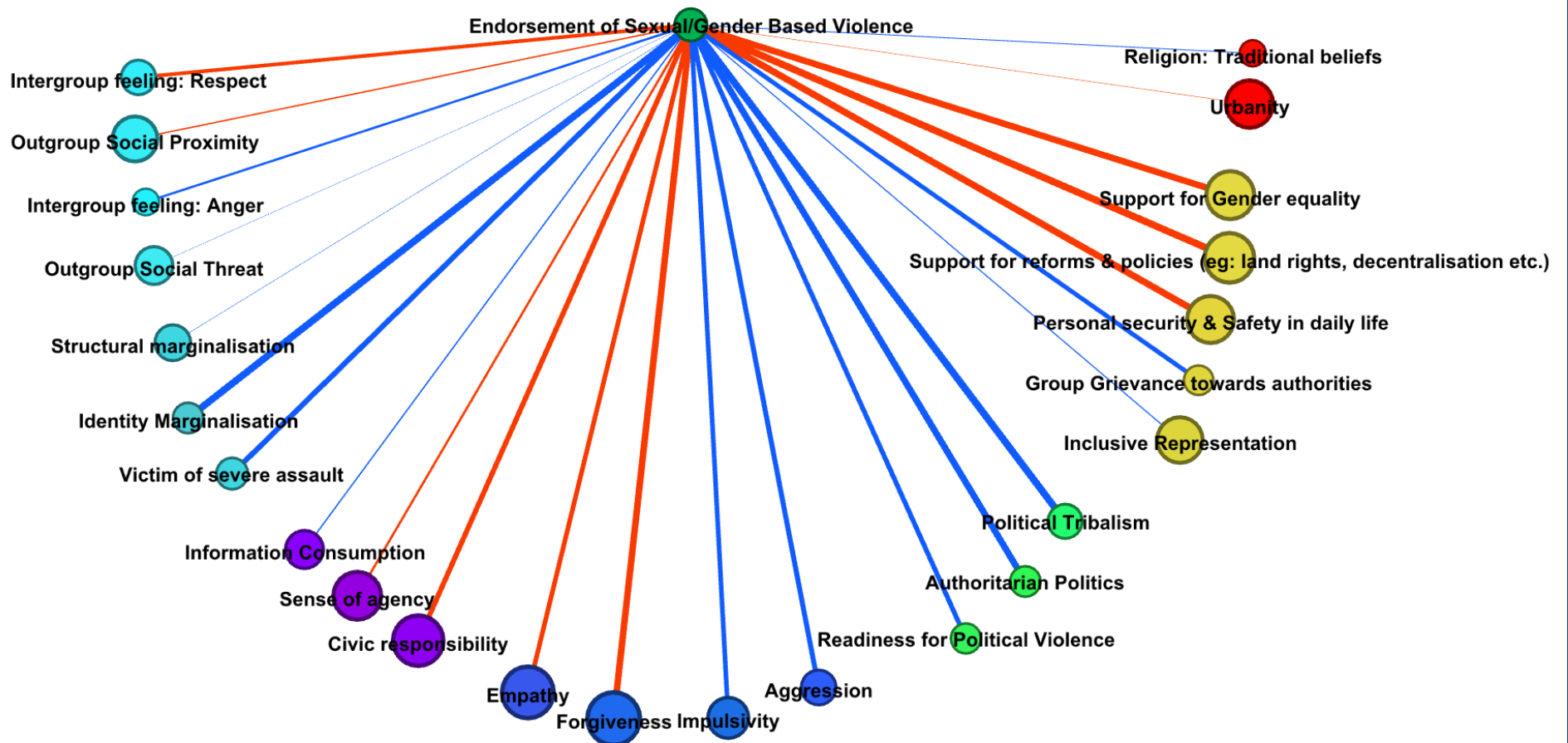
Endorsement of Sexual/Gender Based Violence (nc)

# Endorsement of SGBV Disaggregated



Endorsement of SGBV is measured by investigating normalization of rape and domestic violence against women and children. The only demographic indicator where we observe a significant difference between groups relates to settlement type. While rural communities normalise SGBV more so than semi-rural and urban communities, no differences are observed between different income levels, education levels, age groups and genders.





The diagram above shows the relationship SGBV has with other indicators. The blue bubbles show that negative feelings and marginalisation have a positive association with SGBV. On the other hand, all policy reforms and provision of security (yellow bubbles) have a negative relationship with SGBV. It is interesting to see that inclusive representation too has a positive albeit weaker association. This could indicate that those groups who are more represented are also more likely to be those who endorse SGBV, thus inclusion of groups that support gender equality in political processes are vital. While positive civic traits such as agency and responsibility (purple) are negatively associated, another interesting association is observed with information consumption, which could indicate negative media content about women and gender rights. We can observe that political tribalism, political violence and authoritarian politics (green) has a strong positive association with SGBV, illustrating both that violence indicators feed on and into each other, and that democratisation process plays an important on gender equality.

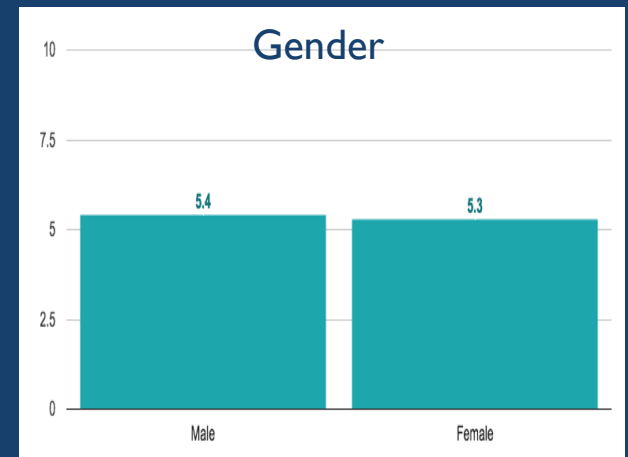
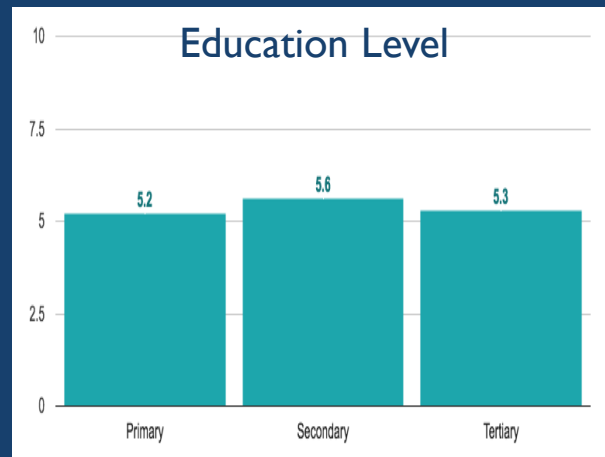
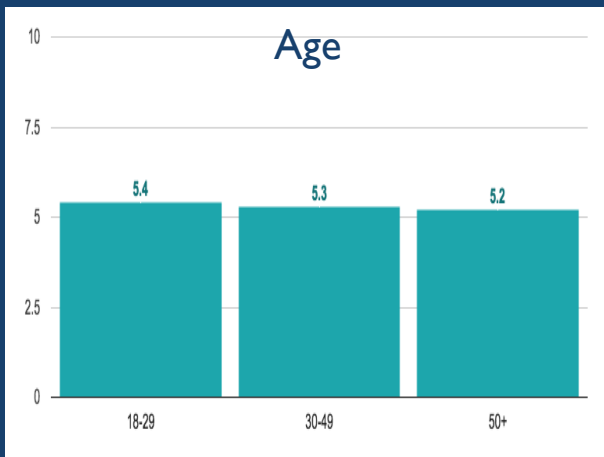
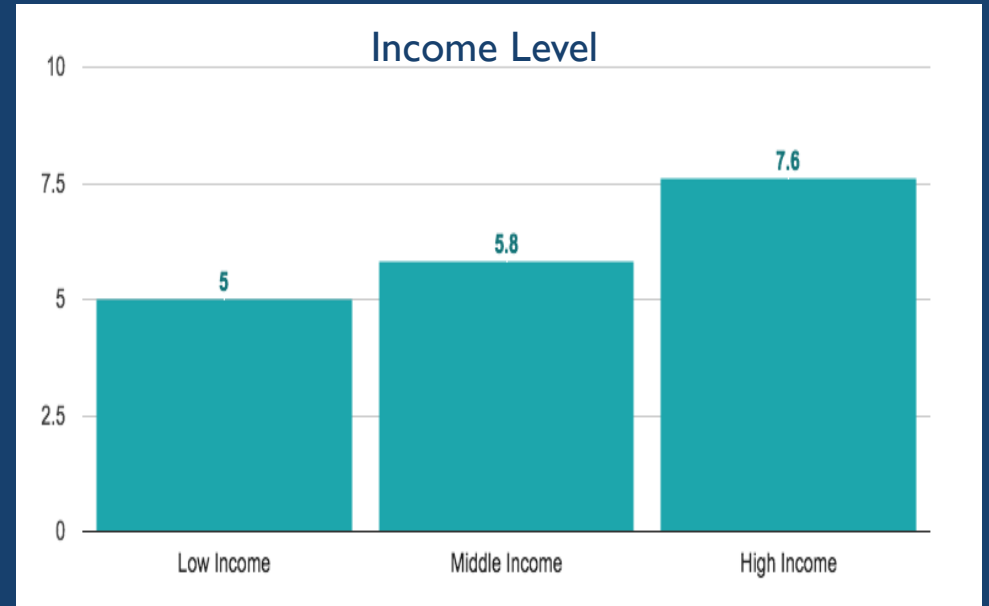
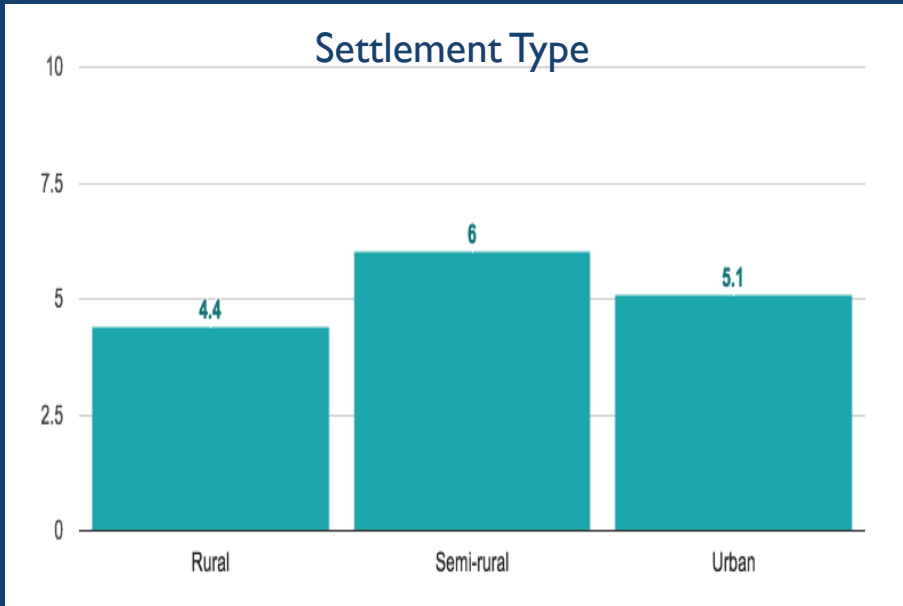


The diagram above shows goes beyond association, and looks at predictive relationships. We can observe that the strongest mitigator of violence is sense of civic duty, which includes agency and civic responsibility. Thus, civic education is a key entry point. On the other hand, community cooperation is reinforcing SGBV, which indicates that local communities with strong bonds are more likely to condone SGBV to protect community harmony. Building local capacities and awareness to address SGBV is also a key entry point. The indicators on the left hands side show the secondary drivers (drivers of drivers). As such, we can see that forgiveness (healing) and executive skills show themselves as the key entry points.

Violent Tendencies & Related Indicators	Rural	Urban	Difference
Overall Violence tendencies	1.7	1.1	0.6
Endorsement of Political Violence	3.2	1.9	1.3
Endorsement of Sexual/Gender Based Violence	2.6	1.9	0.7
Victim of severe assault (direct predictor of political violence)	2.7	1.4	1.3
Aggression (positive association with political violence)	3.6	2.5	1.0
Identity marginalisation (positive association with political violence)	1.5	1.4	0.1
Tolerance to corruption (positive association with political violence)	2.7	1.0	1.8
Authoritarian politics (positive association with political violence)	1.6	1.2	0.4
Forgiveness (strongest resilience factor against political violence and SGBV)	7.9	8.4	-0.5
Empathy (strongest resilience factor against political violence)	6.9	8.2	-1.3
Civic responsibility (strongest mitigating factor against political violence and SGBV)	6.6	7.6	-1.0
Personal security	4.4	5.1	-0.8
Economic/Food/Health Security	4.7	5.5	-0.8

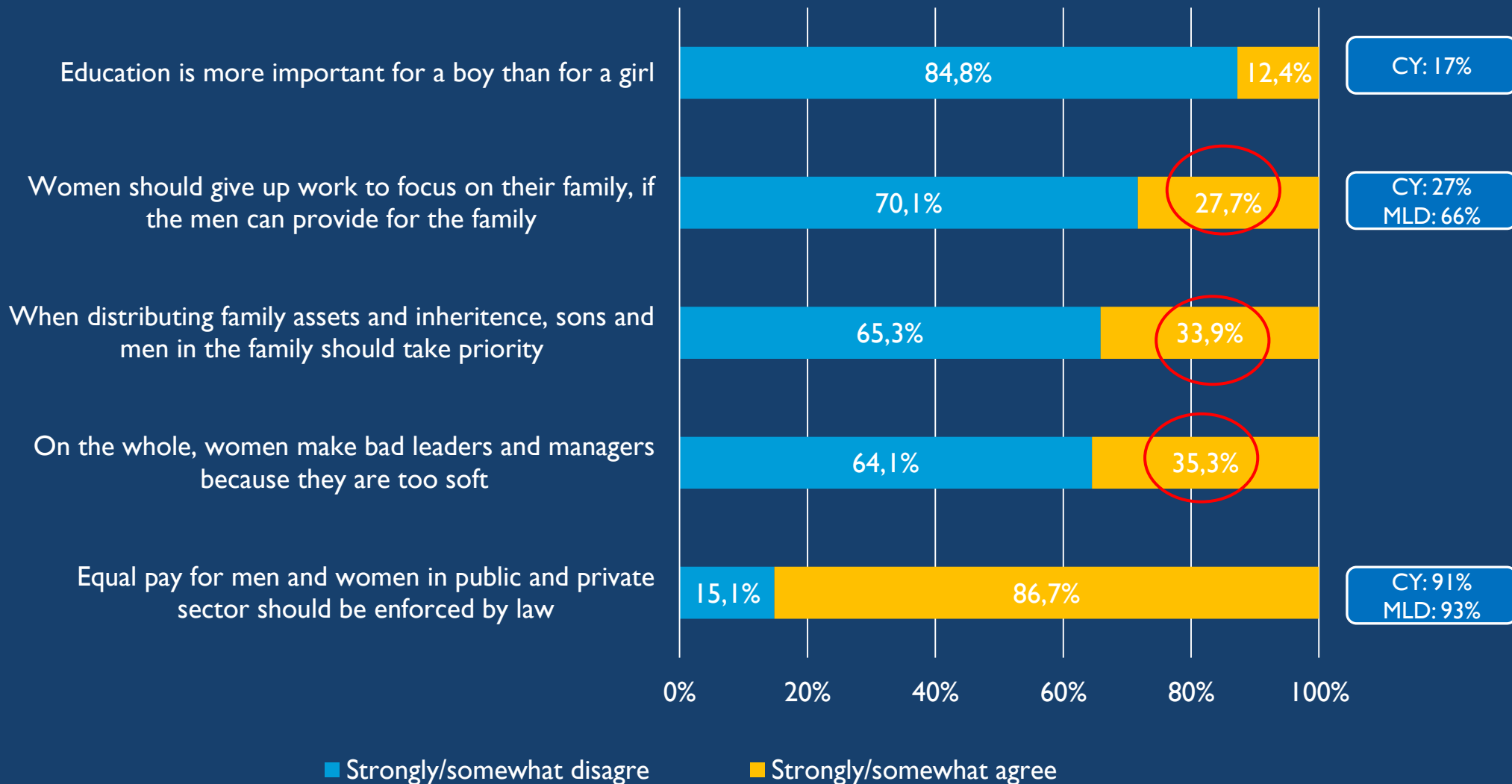
We can observe significant differences in violent tendency scores and its associated indicators between rural and urban communities. Rural communities are significantly more prone to violence and victimhood. Rural communities are also significantly more insecure when it comes to personal security (e.g. walking alone at night) and economic, food and health security. This underscores the link between deprivation and poverty and violence.

# Personal Security Disaggregated



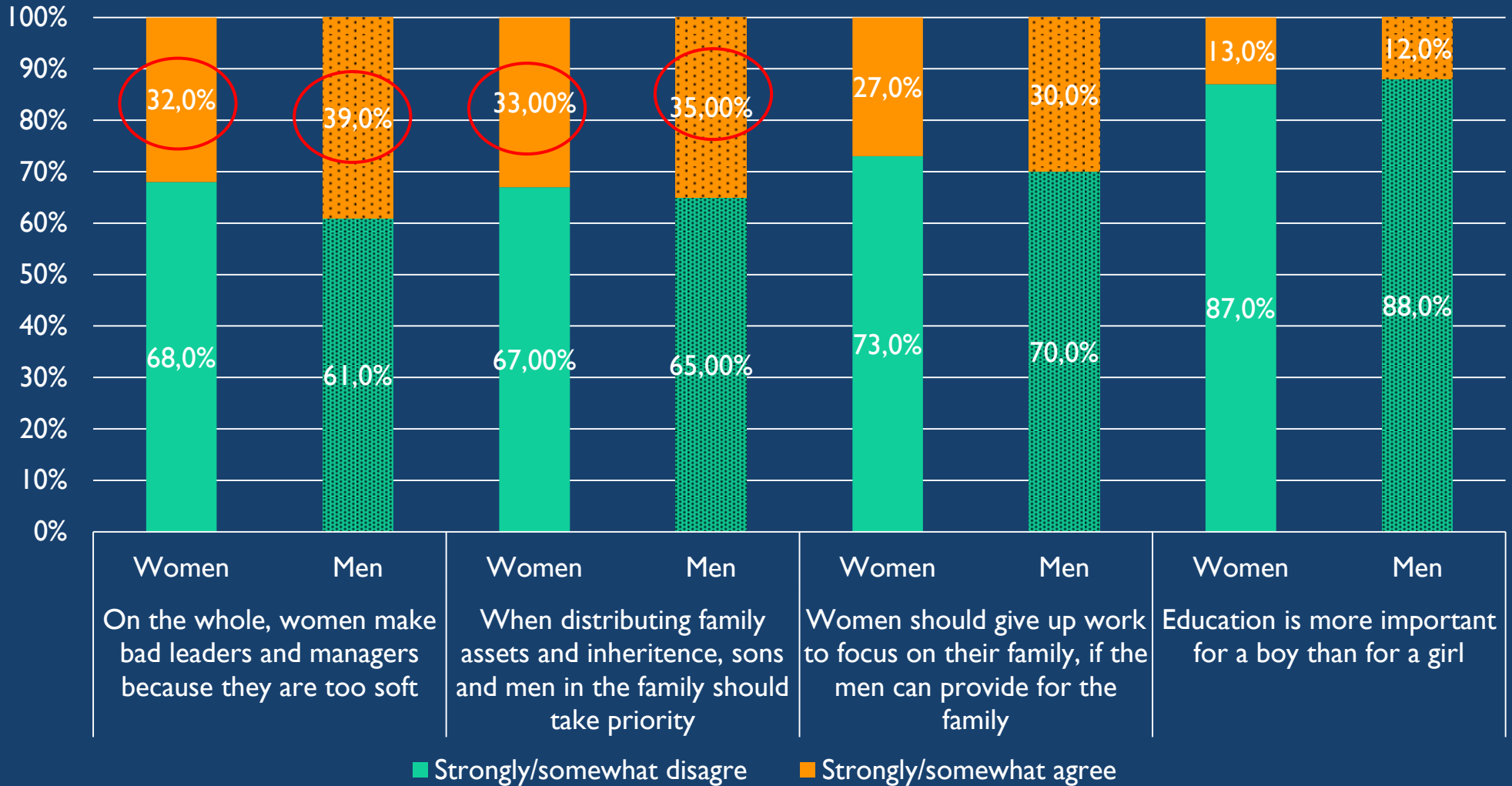
When we look at demographic disaggregation of personal security, we see no significant differences between different age groups, level of education and gender. However, there are significant differences when it comes to settlement type and income level, which is in line with violent tendency findings. Rural communities and lower income groups feel significantly less secure when it comes to walking in the street after dark and feeling protected by the police.

# Gender stereotypes



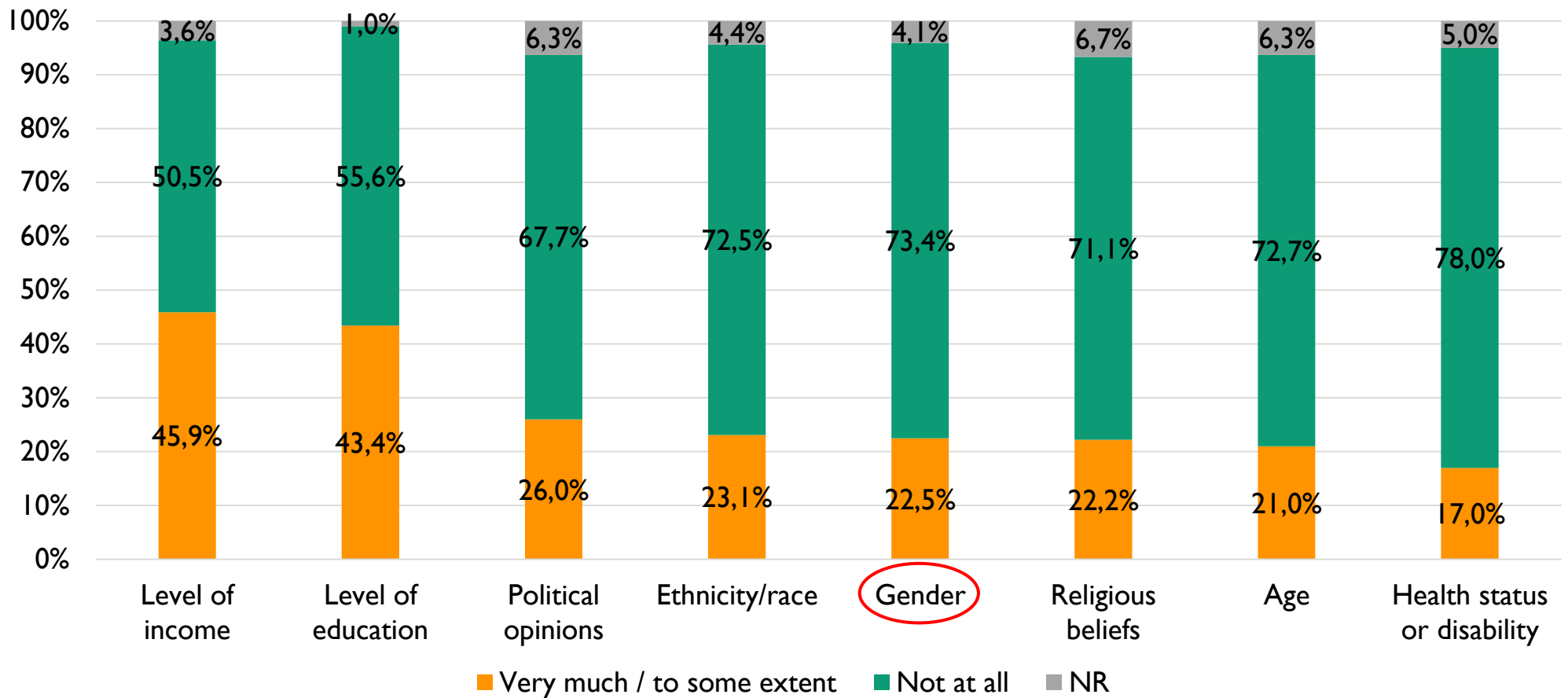
Liberians show very progressive attitudes towards gender equality. In fact, when compared to stereotypes in Cyprus and Moldova, Liberians show similar attitudes. However, despite that over 8 out of 10 Liberians think that education is not more important for a boy than a girl, the score for level of education among women is 3.2 while among men it is 4.5 out of 10.

## Gender Stereotypes

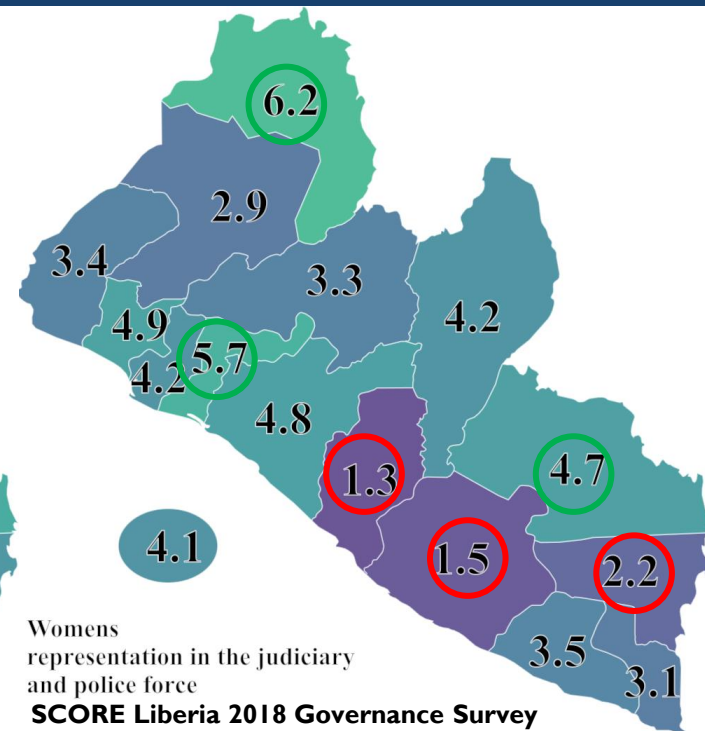
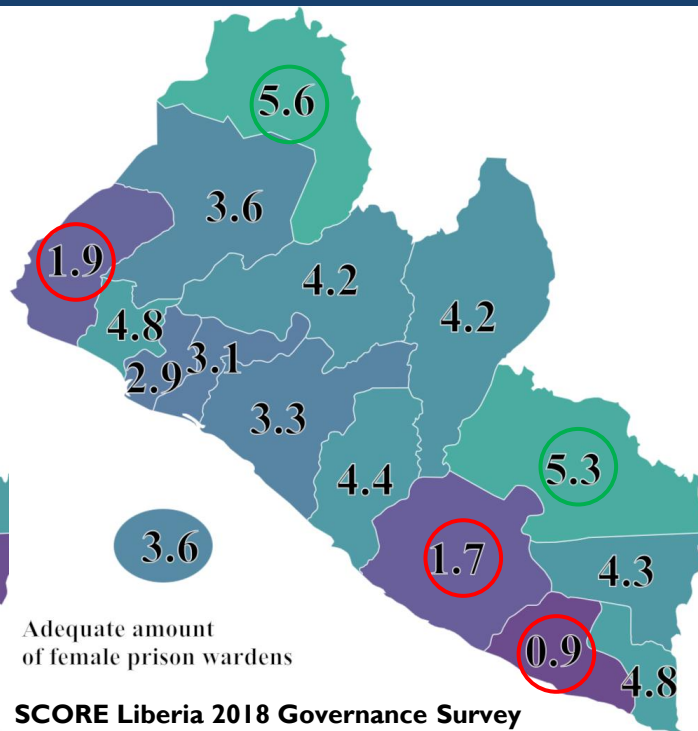
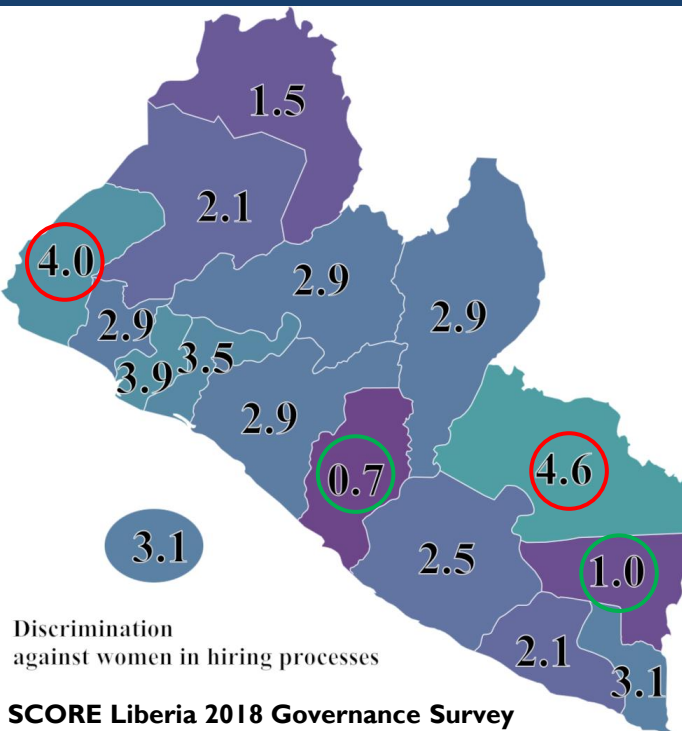


The strongest gender stereotype is about women's role in leadership and executive positions, closely followed by distribution of family assets. While 4 out of 10 men think that women make bad leaders and managers because they are too soft, 3 out of 10 women also agree and self-oppress themselves. When it comes to education, a strong majority of both men and women think education is equally important for boys and girls.

## To what extent you felt excluded and discriminated due to your...



The biggest reason for discrimination and exclusion reported by the respondents is income followed by education. Almost half of all Liberians feel discriminated against due to their socio-economic status. Almost a quarter of the respondents (reported that they feel discriminated in daily life due their gender. Mostly, this category is made-up of women who report a male preference when it comes to access to jobs or sexual harassment in recruitment processes or access to services in the country. Gender based discrimination is further aggravated given that women have lower income and less education.

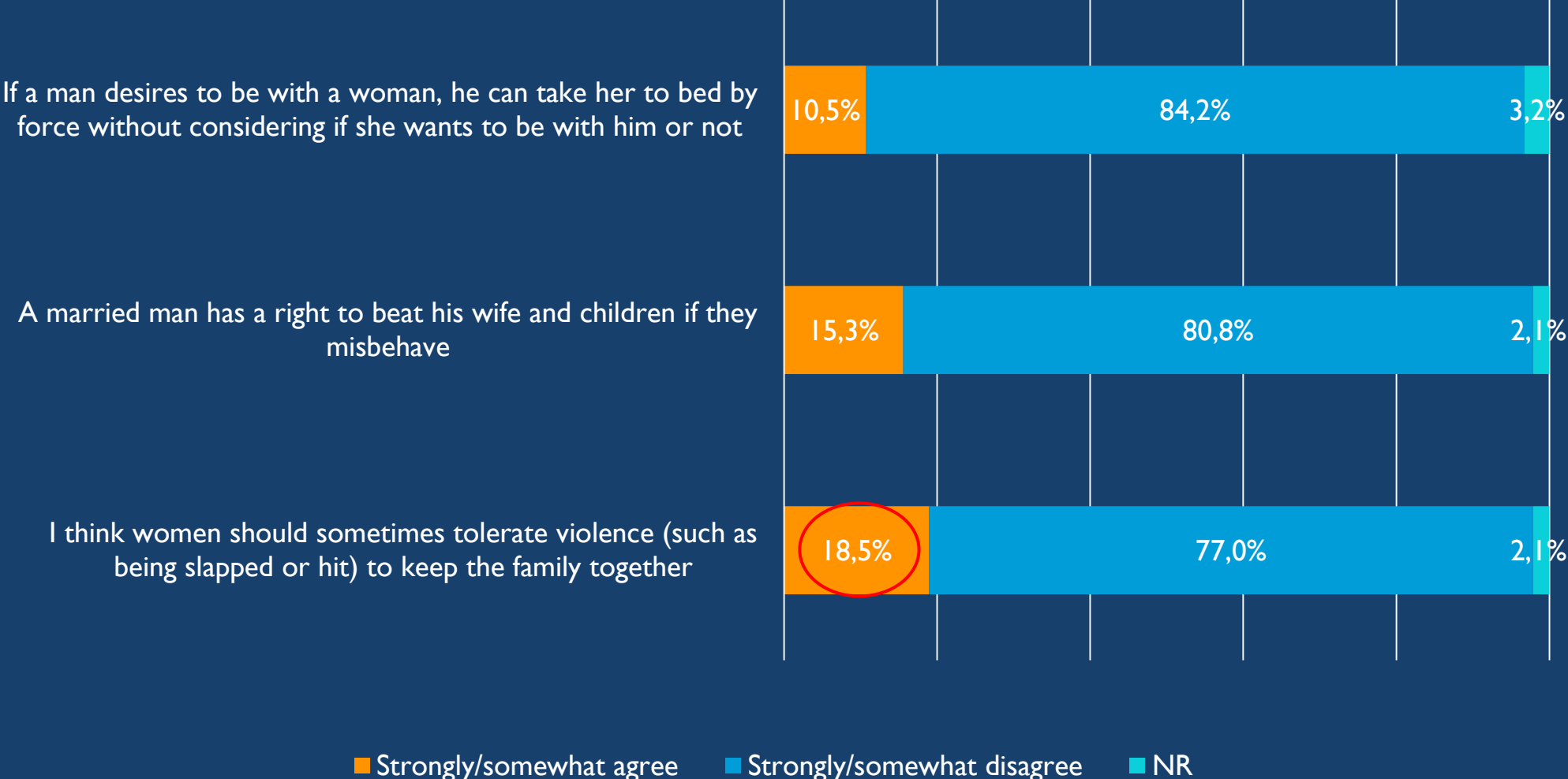


In general, women's role in the workforce, and in particular, women's representation in law enforcement and justice mechanisms need to be improved.

According to the experts and civil servants who participated in the Governance survey, discrimination against women in hiring and recruitment processes are highest in Grand Gedeh, followed by Grand Cape Town; and lowest in River Cess and River Gee. Grand Kru, followed by Sinoe and Grand Cape Mount have the lowest scores for women prison wardens; and River Cess, followed by Sinoe and River Gee have the lowest scores for women's representation in the judiciary and police forces.



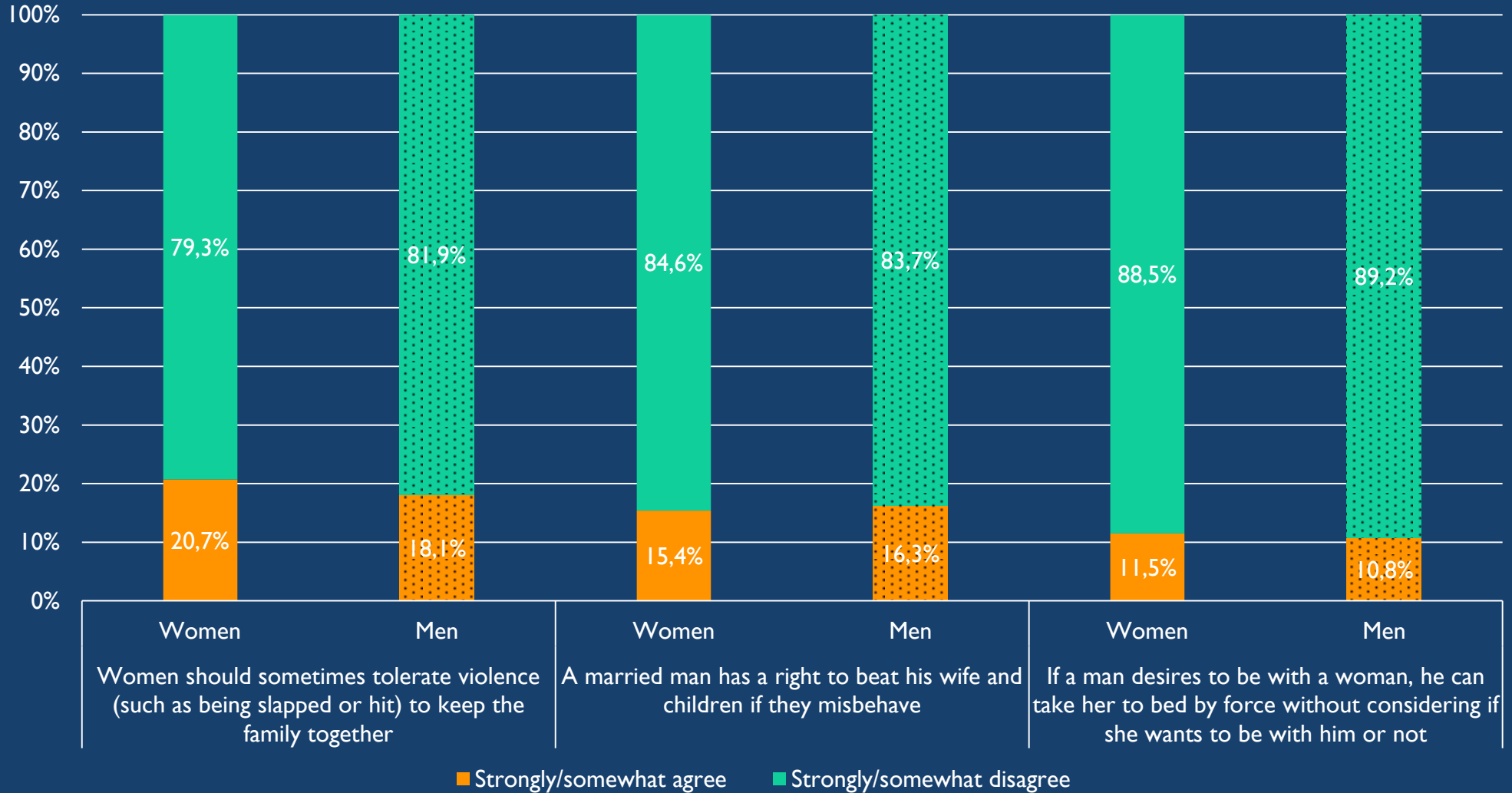
# Endorsement of SGBV



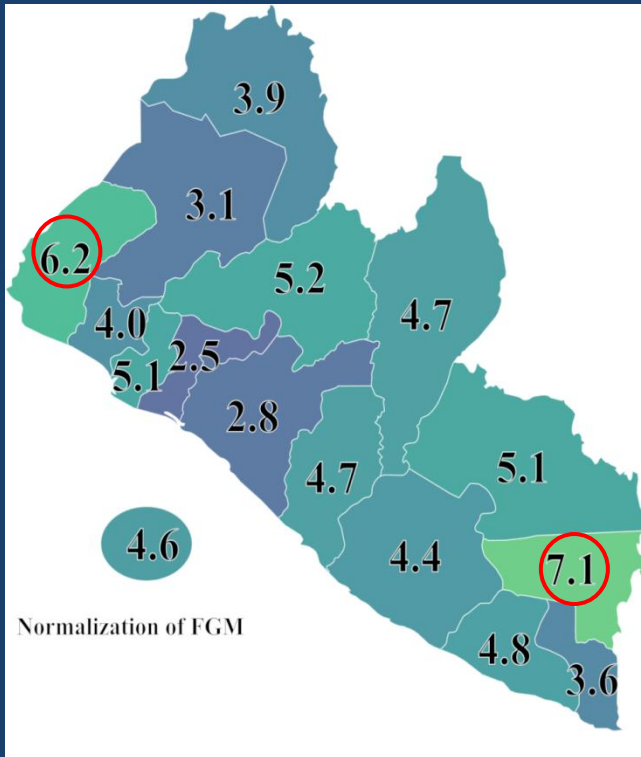
The 2018 country average score for SGBV (2.0) stayed the same compared to 2016 (1.8).

SGBV indicator is made up of the above questionnaire items in SCORE 2018. Approximately 2 out of 10 Liberians endorse domestic violence against women and children, and 1 out of 10 endorse sexual violence against women. Some of these trends find roots in cultural practices and beliefs supported/defended by both men and women.

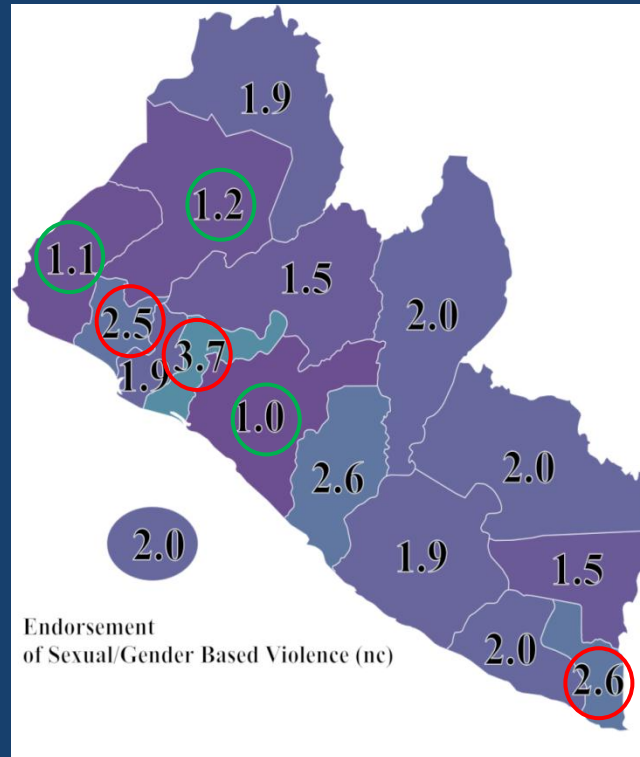
## Endorsement of SGBV



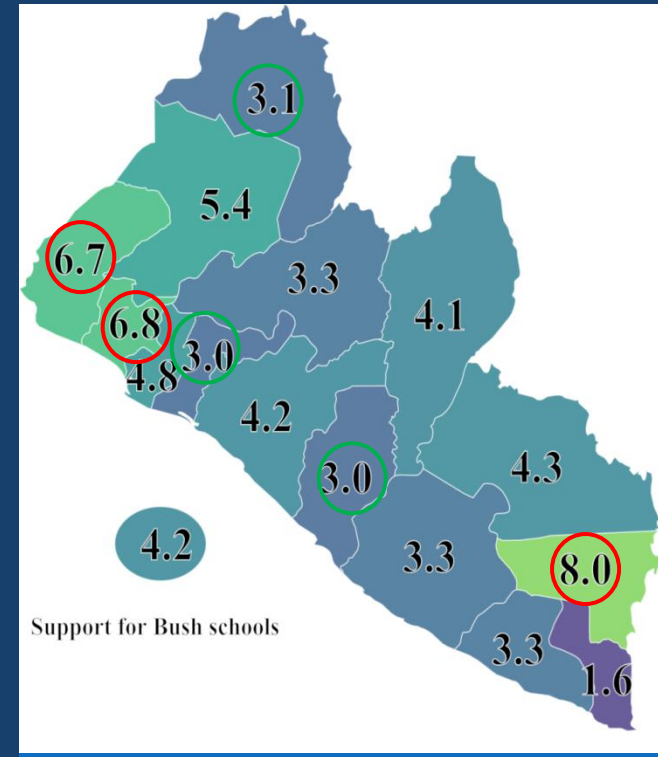
Although majority of Liberians, both men and women, strongly disagree with sexual violence against women, 2 out of 10 Liberians normalize domestic violence.



FGM in 2016 (5.7).



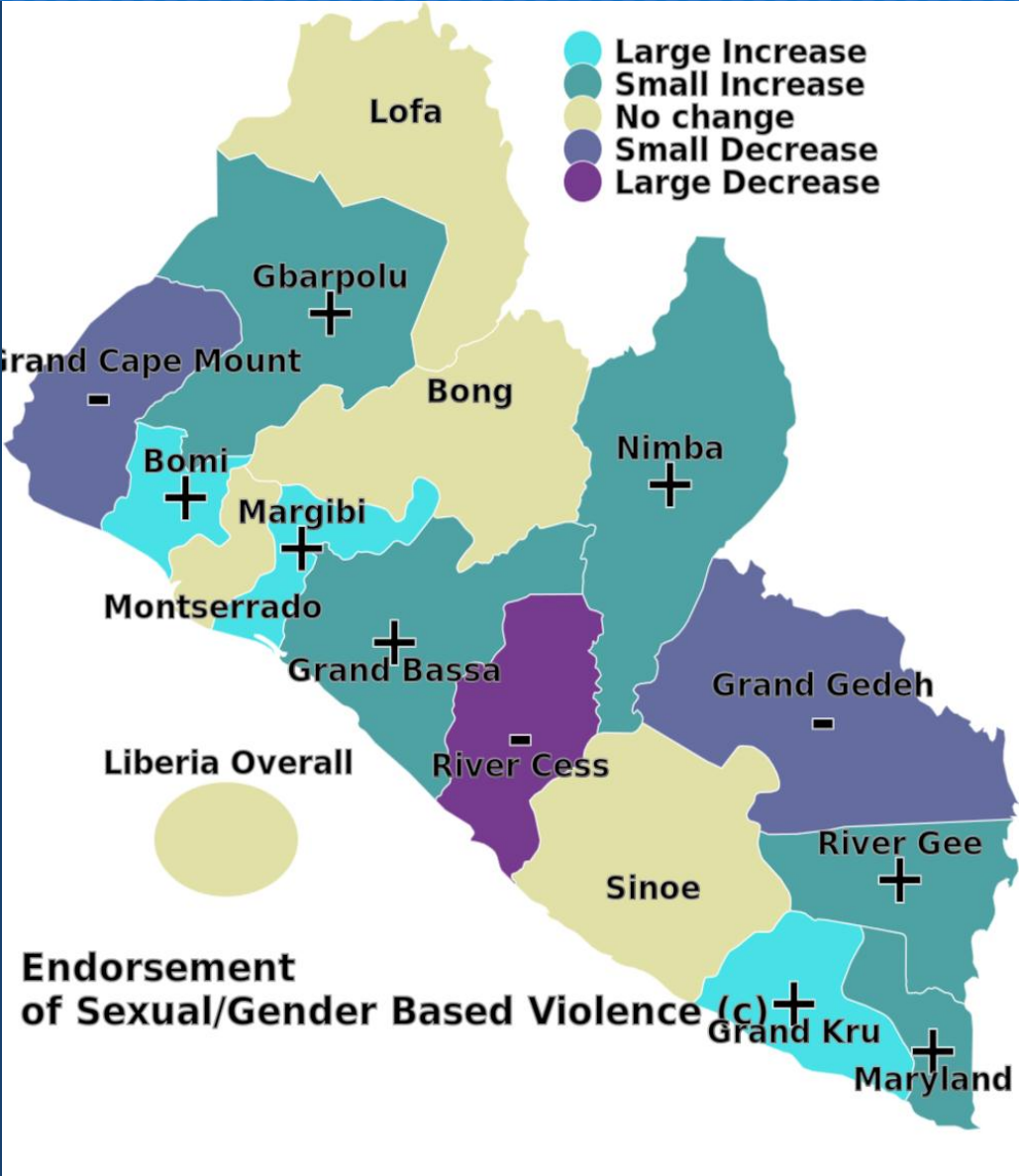
SGBV in 2016 (1.8).



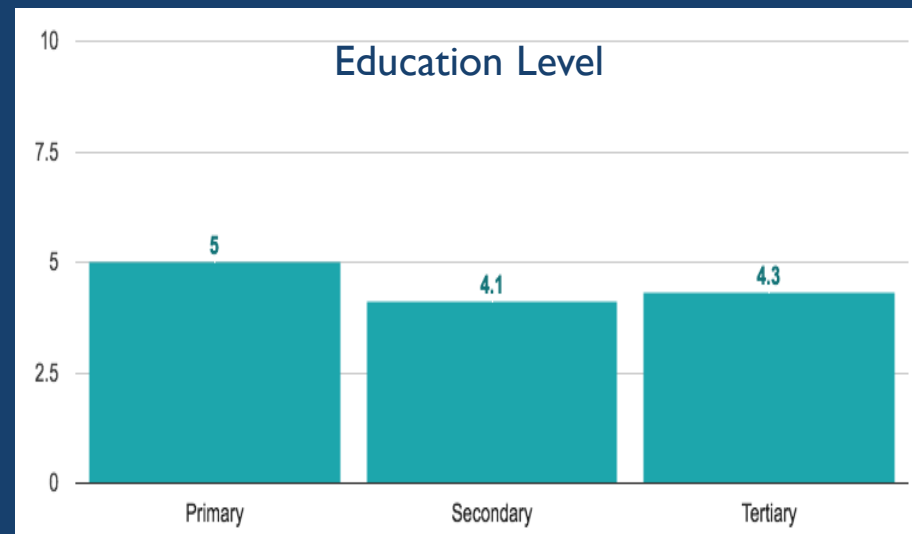
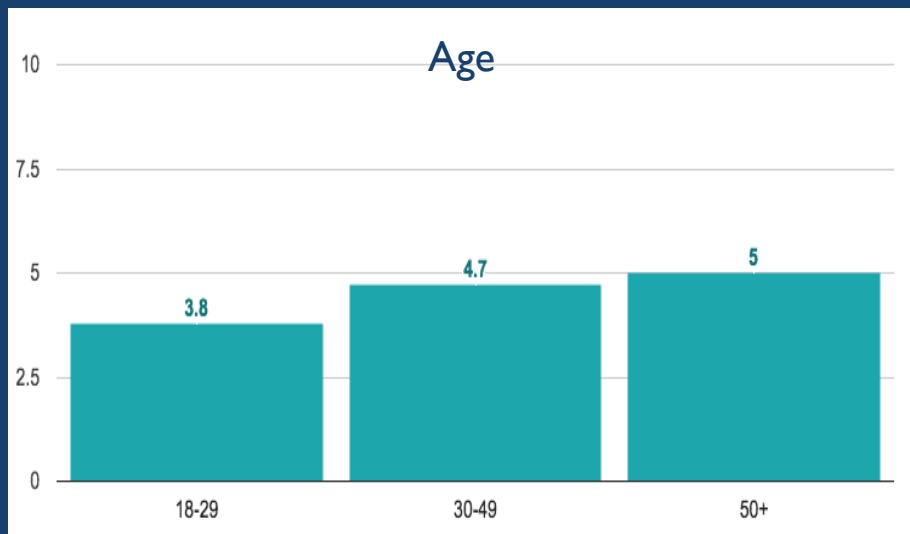
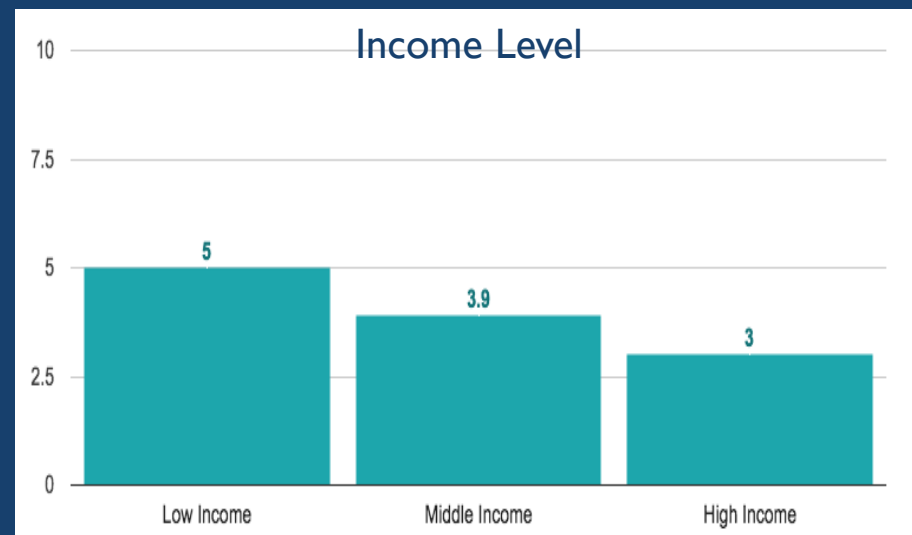
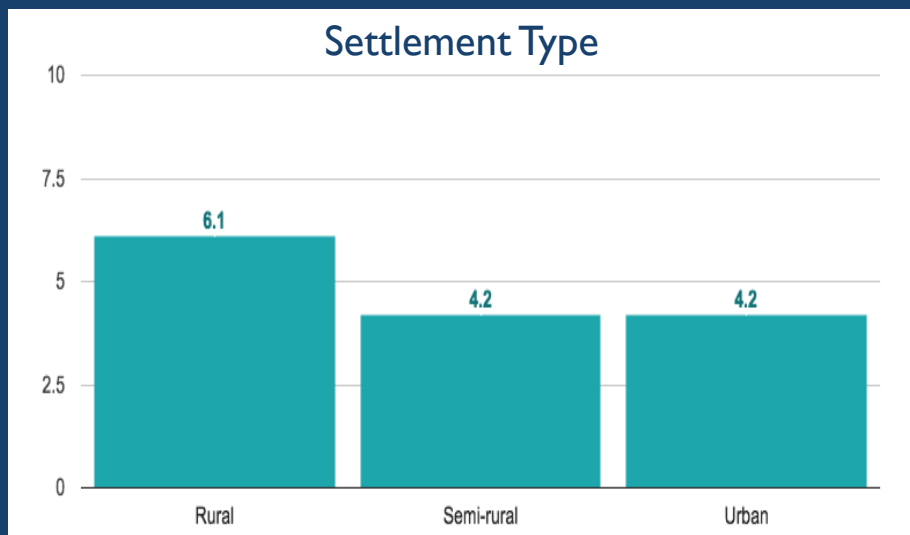
Not measured in 2016

The traditional and cultural foundations of FGM should be approached with high sensitivity and nuance in Liberia. We can observe that FGM is not perceived as an act of SGBV. For example, there is strong normalisation of FGM in River Gee and Grand Cape Mount but low endorsement of SGBV; and strong endorsement of SGBV in Margibi but lower normalisation of FGM. Despite that FGM is mostly practiced at Bush Schools and it explicitly falls within the SGBV definition in international law (e.g. CEDAW, UDHR, ICCPR, CRC), SCORE findings show that Liberians neither link FGM to SGBV, nor do they link Bush Schools to FGM in a direct manner, re-conceptualising FGM as an act of SGBV can be a key entry point to reduce violence against women and girls in Liberia.

# Temporal Changes in SGBV since 2016

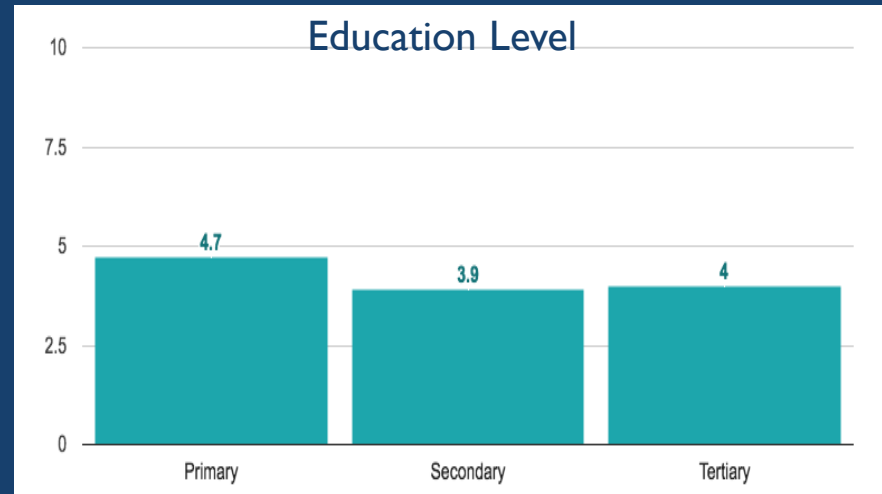
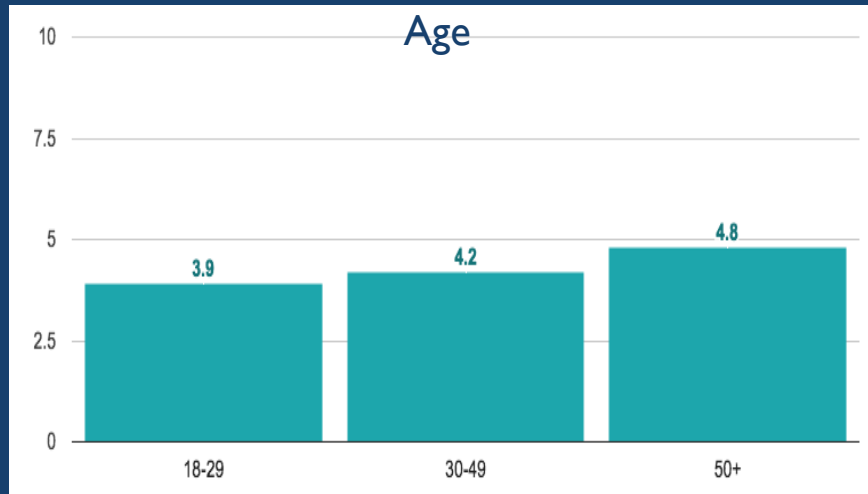
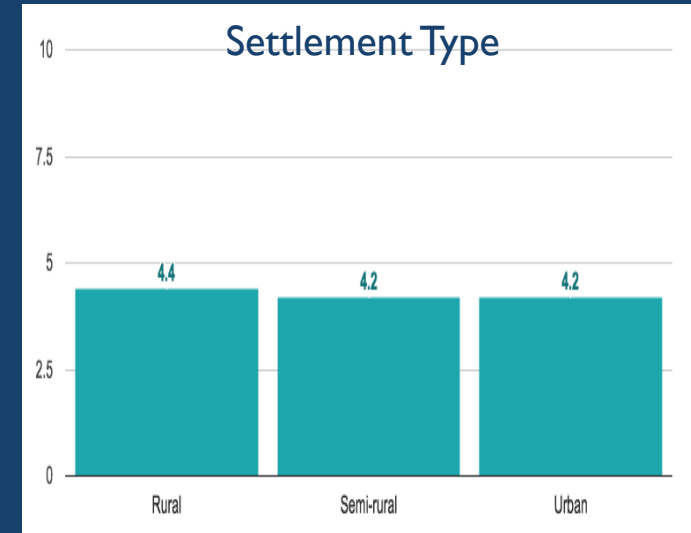
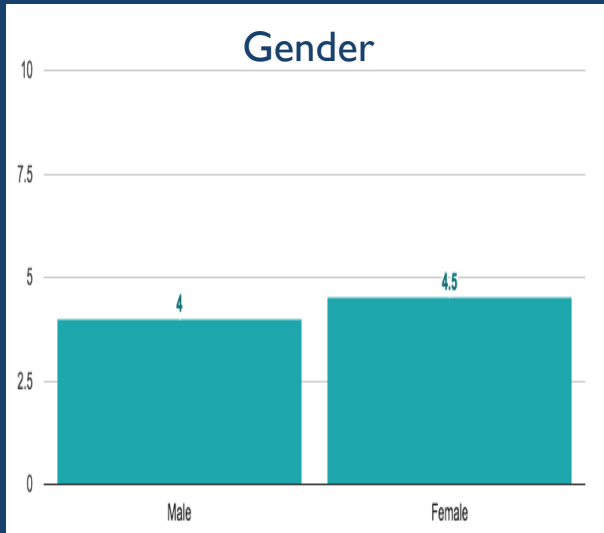


# Normalization of FGM Disaggregated

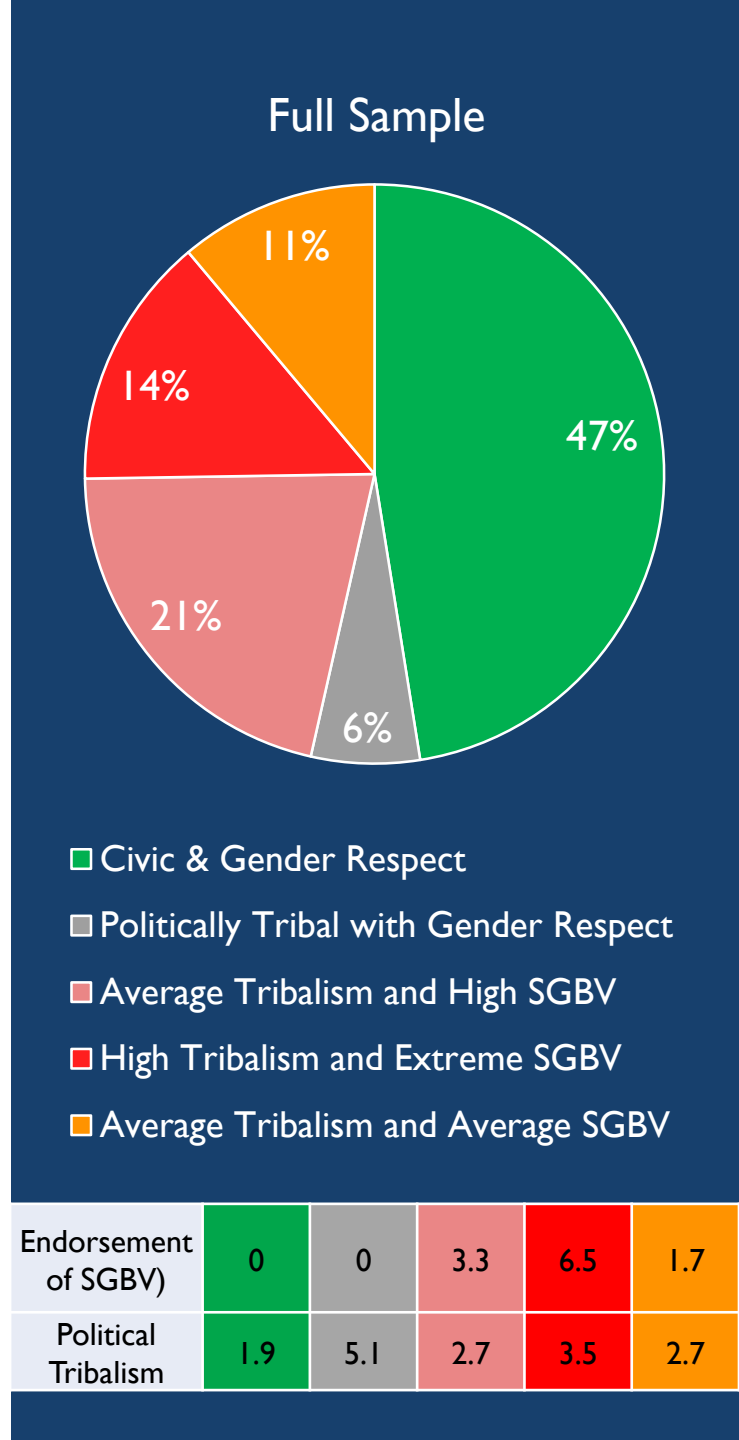
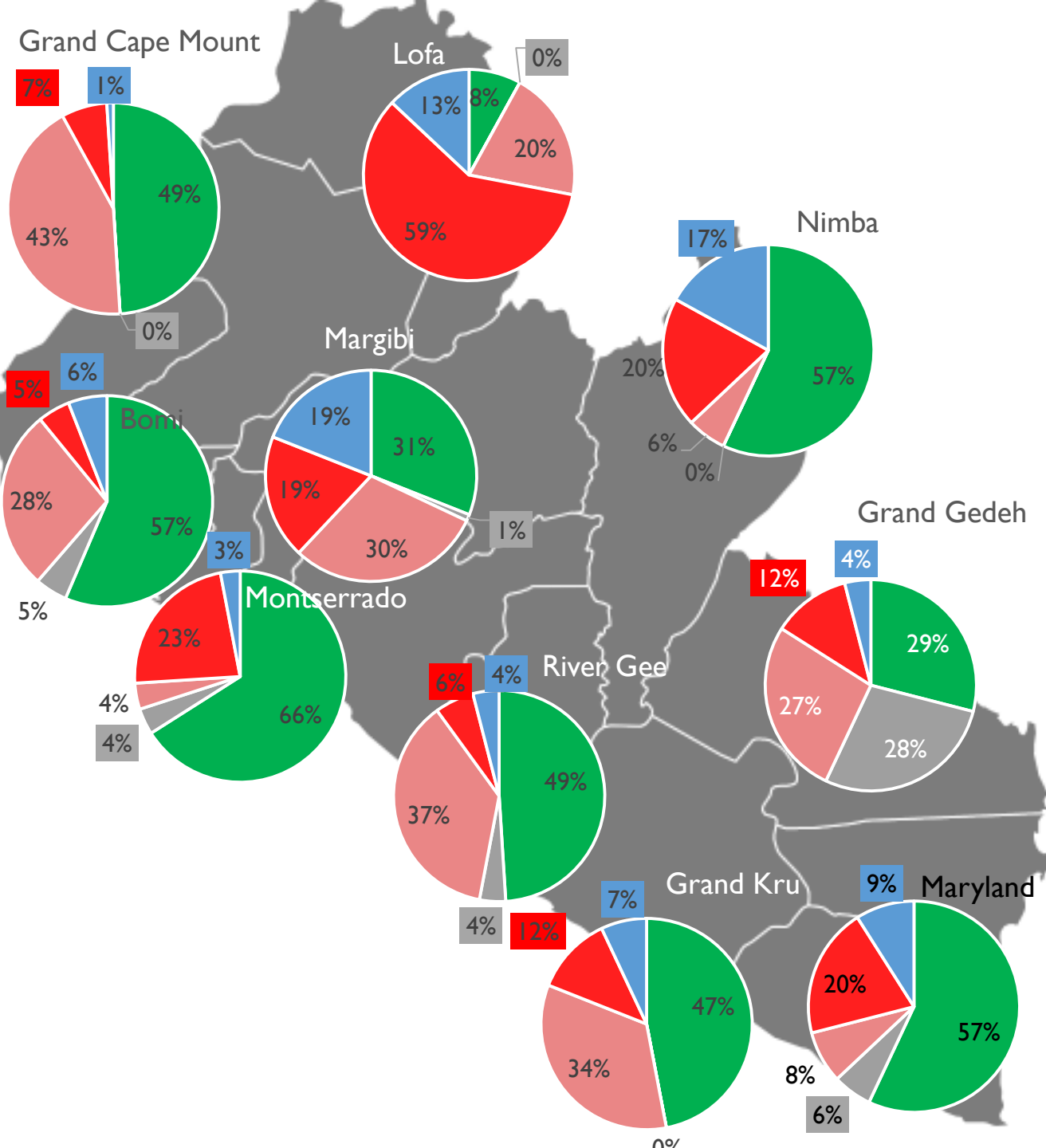


When we look at normalization of FGM as an acceptable practice, we don't see a difference between men and women, but see significant differences between age groups, education level type of settlement and income level. Rural communities, lower income groups and older people support FGM significantly more. Graduating from primary school has a significant positive impact on normalization of FGM.

# Support for Bush Schools Disaggregated

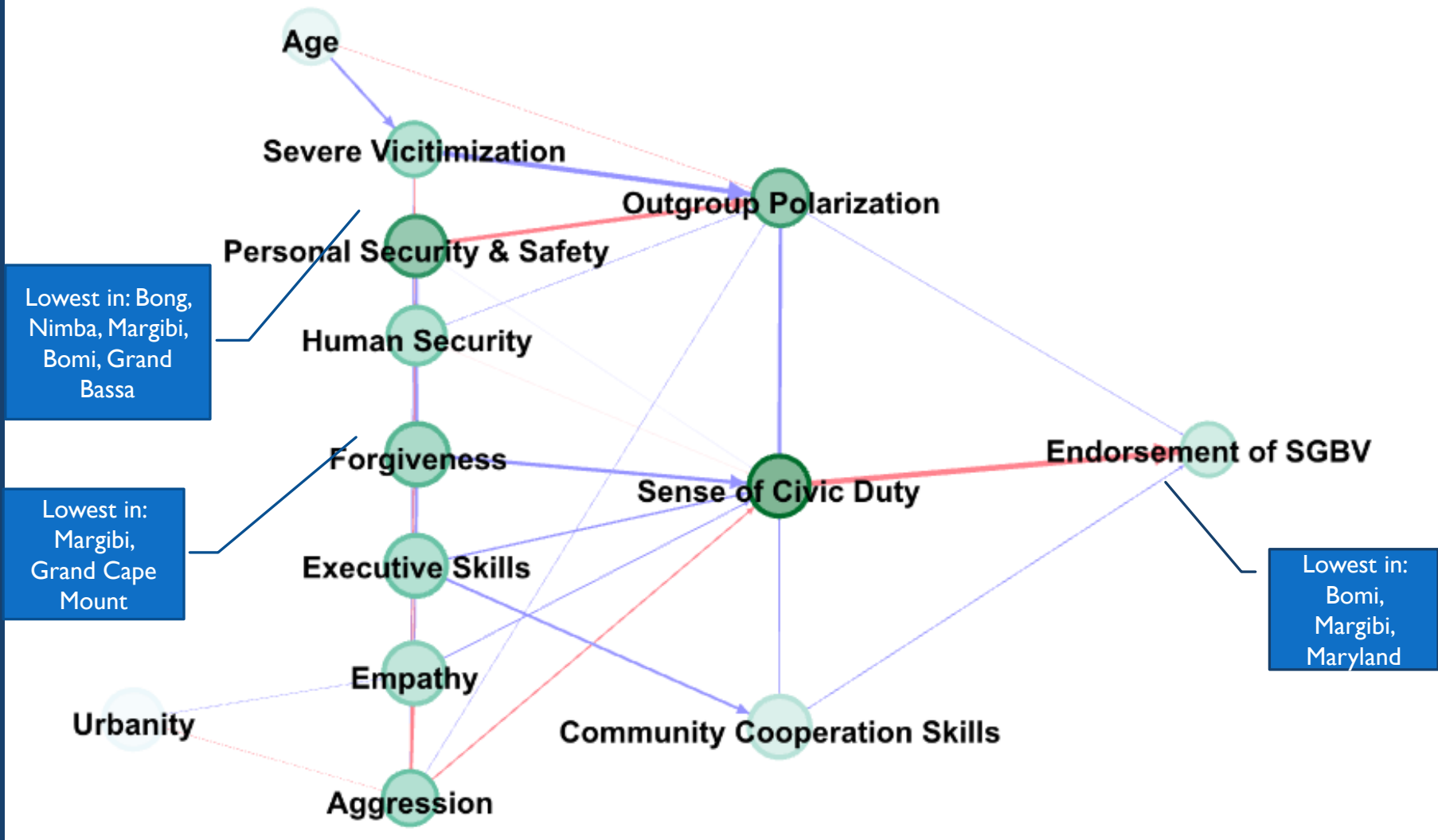


When we look at support for traditional bush schools, The picture is different compared FGM. Not only the overall support is slightly lower, which could indicate an opportunity to untangle the two, but while we don't see a gender difference for FGM, we see a greater support for bush schools among women compared to men. Similarly, while we see that support for FGM decreases with income and settlement type, when it comes to bush schools, there isn't clear pattern in this regard. However, younger people and those who graduate from primary school express less support for the traditional bush schools.



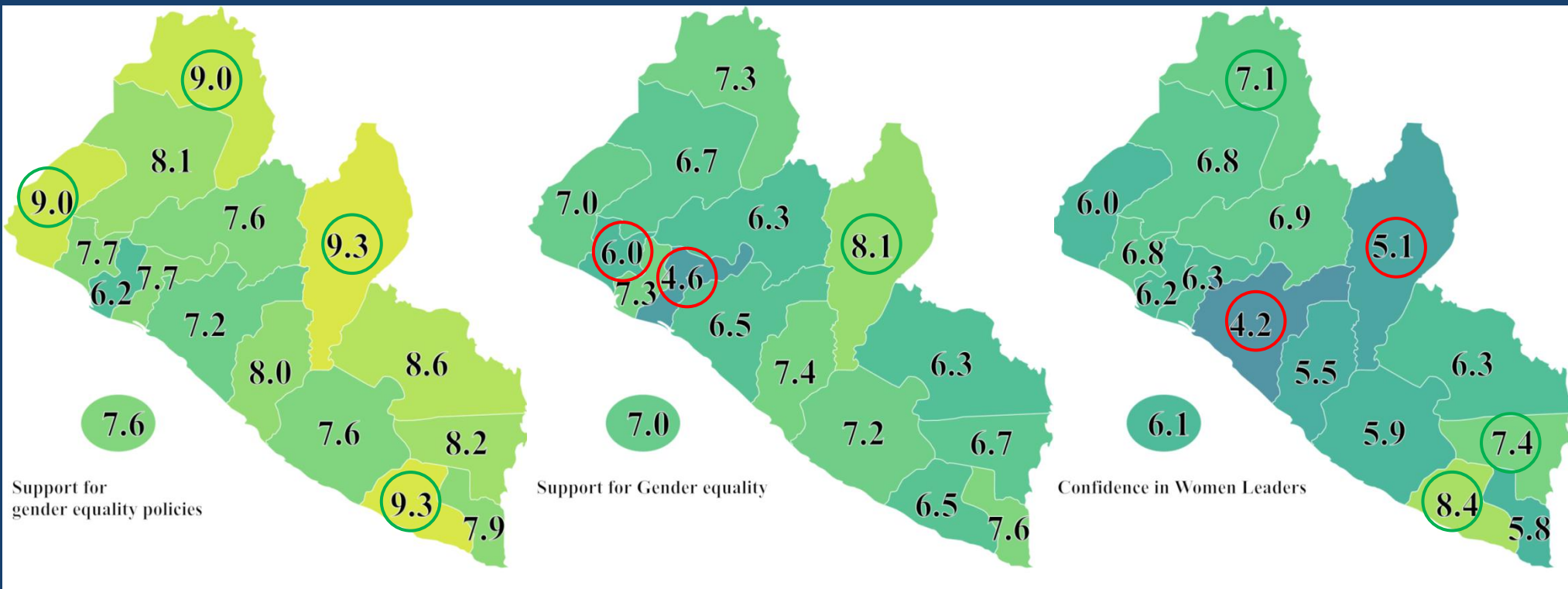
- Civic & Gender Respect
- Politically Tribal with Gender Respect
- Average Tribalism and High SGBV
- High Tribalism and Extreme SGBV
- Average Tribalism and Average SGBV

Endorsement of SGBV	Civic & Gender Respect	Politically Tribal with Gender Respect	Average Tribalism and High SGBV	High Tribalism and Extreme SGBV	Average Tribalism and Average SGBV
Endorsement of SGBV	0	0	3.3	6.5	1.7
Political Tribalism	1.9	5.1	2.7	3.5	2.7



In addition to exploring the network of relations, a predictive model would help better understand the drivers of SGBV. This allows us to see directional predictive relationships rather than associations. Here, outgroup polarisation, civic duty and community cooperation show themselves as the primary drivers. Particularly, sense of civic duty, in other words, a constructive and responsible citizen, is the most significant mitigating factor on endorsement of SGBV. The indicators on the left hand side column show the secondary drivers (drivers of drivers). As such, we can see that forgiveness (healing), executive skills (planning, impulse control, problem solving skills, positive development and socialisation) and forgiveness show themselves as the key entry points.





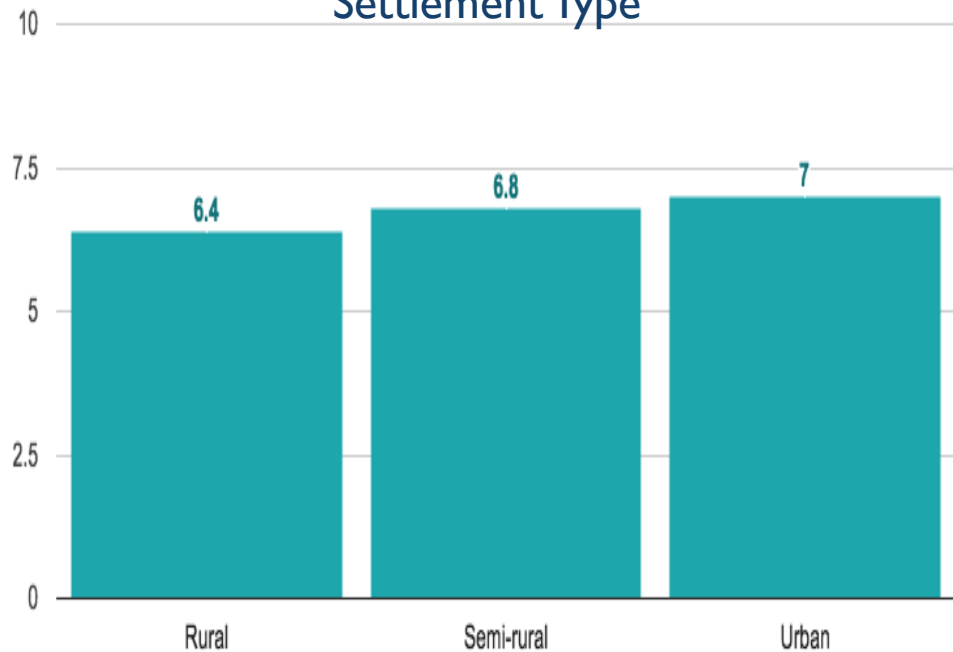
Support for gender equality policies is very high across the country. Where 0 means that no one in Liberia supports “Empowering women and addressing SGBV to improve gender equality” and 10 means that every one supports this policy, the country average is 7.6. Support for this policy is lowest in Monrovia, and strongest in Grand Kru, Grand Cape Mount and Lofa.

On the other hand, the country SCORE for ‘support for gender equality’, such as supporting education of girls, equal pay for women employees and equal distribution of family assets and inheritance between daughters and sons, is 7.0. While support for gender equality is highest in Nimba, it is lowest in Margibi and Bomi.

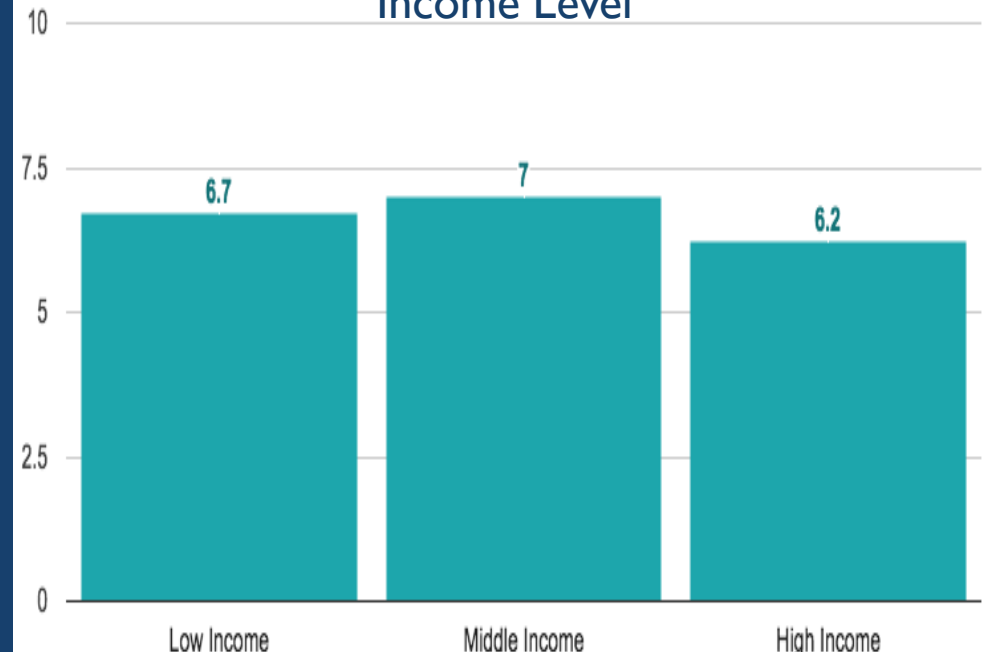
When we look at confidence in women leaders (trust in women leaders and their perceived level of corruption), the country average for Liberia is 6.1. While Grand Kru, Lofa and River Gee scores the strongest, and confidence in women leaders is lowest in Grand Bassa and Nimba.

# Support for Gender Equality Disaggregated

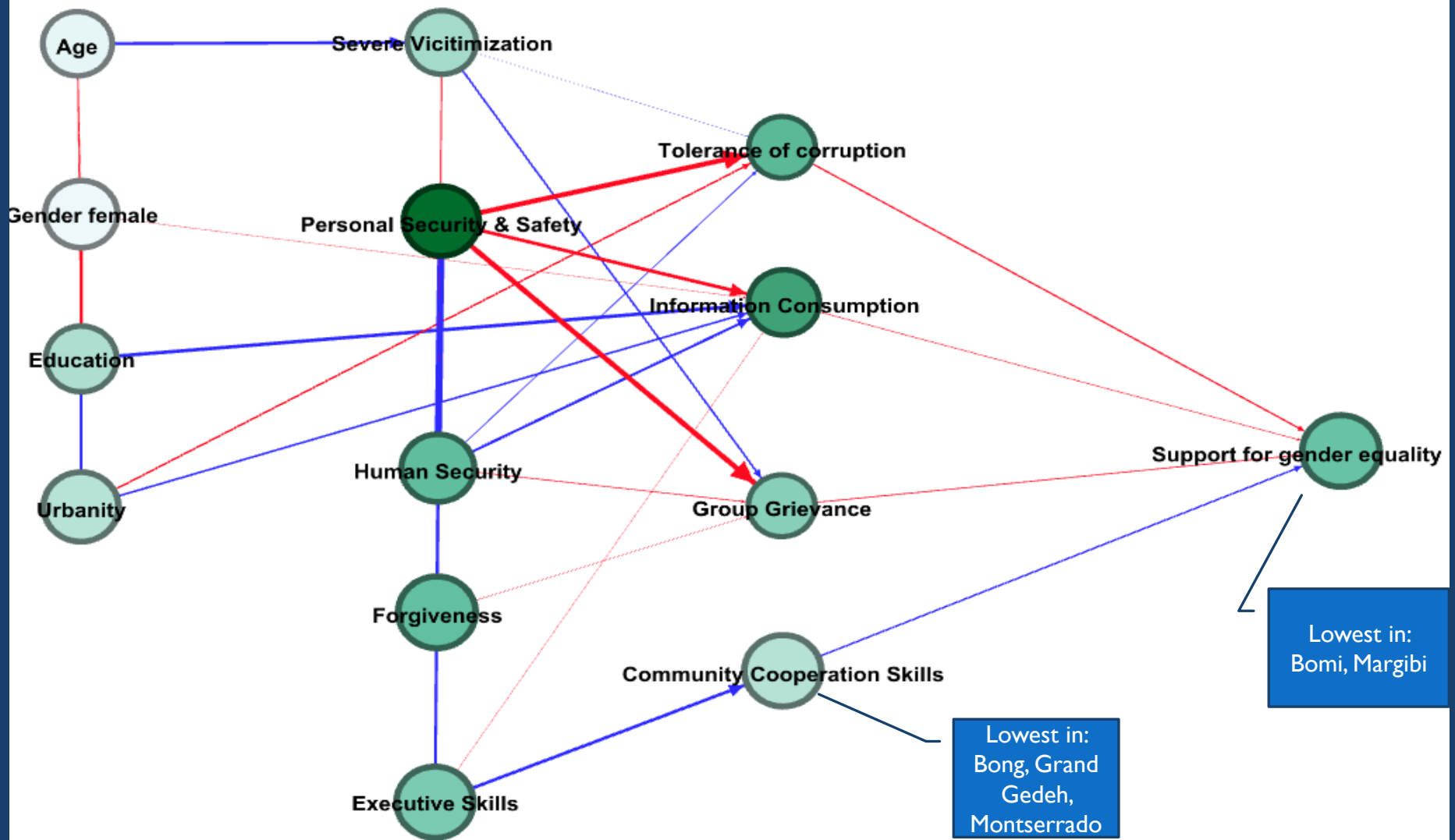
## Settlement Type



## Income Level

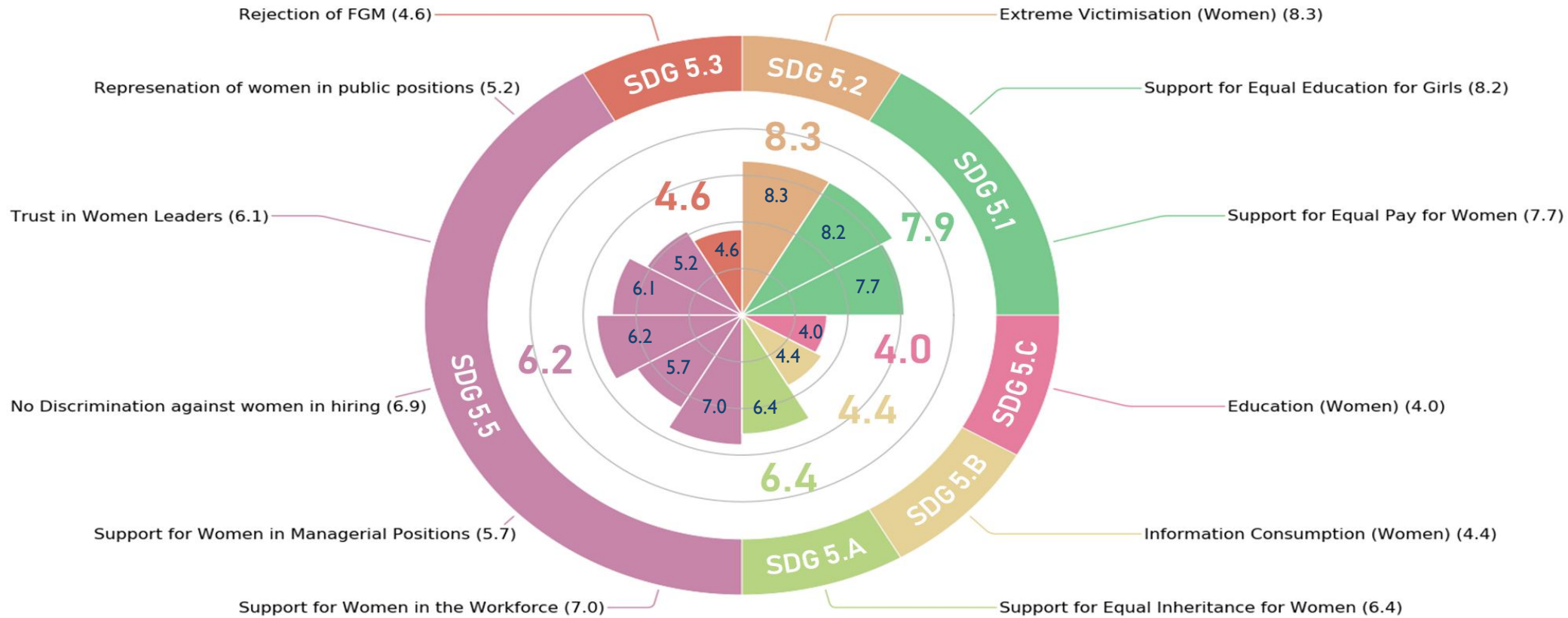


Support for gender equality is measured by investigating negative gender stereotypes (or their absence) of rape and domestic violence against women and children. Similarly, we observe no differences between education levels, age groups and genders. Urban communities support gender equality more, and hence express less gender stereotypes. However, surprisingly high income groups, despite supporting gender equality policies as much as any other group, express significantly stronger gender stereotypes such as support for equal pay for equal work and equal distribution of family assets. This indicates that gender stereotypes are stronger among elites.



This predictive model illustrates the drivers of support for gender equality. Community cooperation, in other words, local level cohesion is a strong driver to boost support for gender equality, which highlights the role of women leaders at the local level. The strongest factor that undermines support for gender equality is tolerance to corruption, which highlights that not only gender inequality is indicative of corrupt relationships but gender equality is strongly linked with good governance, also illustrated by the negative relationship group grievance shows. Lastly, the model clearly shows that the quality of information out there is not conducive to fostering gender equality in Liberia.

# Sustainable Development Goal 5 and Its Targets



5.1. End all forms of discrimination against all women and girls everywhere

5.2. Eliminate all forms of violence against all women and girls in the public and private spheres, including trafficking, sexual and other types of exploitation

5.3. Eliminate all harmful practices, such as child, early and forced marriage and female genital mutilation

5.5. Ensure women's full and effective participation and equal opportunities for leadership at all levels of decision-making

5.A. Undertake reforms to give women equal rights to economic resources, as well as access to ownership and control over land and other forms of property, financial services, inheritance and natural resources, in accordance with national laws

5.B. Enhance the use of enabling technology, in particular information and communications technology, to promote the empowerment of women

5.C. Adopt and strengthen sound policies and enforceable legislation for the promotion of gender equality and the empowerment of all women and girls at all levels

THANK YOU!

<https://www.scoreforpeace.org/en/liberia/>